




MILLENNIUM

EPS & POLYURETHANE BLANK CATALOG 2020

310.323.5386

ORDER@MILLENNIUMFOAM.COM



REVISED 1.01.2020

Millennium is first and foremost a high-level polyurethane production company. Based out of our Los Angeles California manufacturing plant, our scope in polyurethanes stretches from industrial, agriculture, ride, and surfboard construction. We have taken our vast knowledge base, embraced current technology, and developed what Millennium Foam is now: a global supplier of Polyurethane and EPS surfboard blanks

Millennium Foam is known for a product that is strong, light, and bright white. Feedback we receive is that the foam does not “resist” shaping tools. The cell structure is tight, yet not so dense as to be difficult to shape. The strength of the foam carries to the rails. Alleviating a common blank problem of soft foam at the rails.

AVAILABLE DENSITIES

- PINK- Team Light (Sizes 64A and below only)
- RED- Hyperlight
- YELLOW- Ultralight
- BLUE- Basis Density/Standard
- GREEN- Heavy
- BROWN- Classic

MOLECULAR OPTICAL BRIGHTENING (MoB)

The new standard in blank manufacturing is a move from a standard off white blank color, to an enhanced color tone. The purpose is to maintain a high white level for a longer time period, resisting UV for a longer period of time. Originally, the optical enhancement was left up to the resin used in glassing. Now blanks also contain brightening agents. The optical brightening helps the finished boards keep their white color longer and works in harmony with optical enhancers in commonly used resins. Our MOLECULAR OPTICAL BRIGHTENING (MoB) is the result of over a year of testing and product development. Our radiant violet enhancement adds a longer, brighter “shelf life” to finished boards on the retail floor, as well as exceptional brightness in sunlight. The “MoB” is available in all our blanks, and does not affect strength, weight, or shape ability.

BLANK CATALOG/STRINGER OPTIONS/ROCKERS

Our blank selection, as represented in our catalog, is well rounded and can accommodate most shapers needs. We strive to keep up to date with new plug designs as surfboard building adjusts through different trends. We offer a complete selection of blanks that are well suited for machine cutting, without excessive waste.

Millennium Foam provides all types of stringer wood and has the skill to build any stringer configuration.

STRINGER WOOD SELECTION AND ROCKERS

Solid Wood Selection

- Solid Bass, custom thickness available
- Solid Clear Red Cedar, custom thickness available
- Solid Spruce, custom thicknesses available
- Solid Dyed Dark Wood, custom thickness available

Plywood Selection (Available only to 7'9” sized blanks and below)

- 1/8” Poplar Ply
- 3/16” Poplar Ply

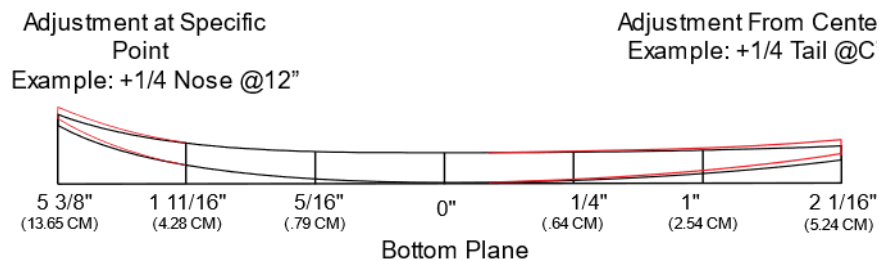
- 1/4" Poplar Ply
- 1/8" BASS PLY
- 1/4" BASS PLY
 - Various Color Ways Stocked, please call for availability
- High Density Colored Foam
 - Various colors available

Millennium operates a state-of-the-art blank factory in Gardena California. We are equipped with a CNC Hotwire cutting machine for EPS billet style blanks with a maximum cut length of 25 feet.

Manual stringer cutting and full CNC stringer cutting is available for masters based off of your Shape3d files

Rockers

Millennium Foam has full custom rocker capabilities. We accept plus or minus adjustments based off of our catalog naturals. See image below. Specify adjustment measurement and the point of adjustment. If no point is provided it will be assumed the rocker will be adjusted from center



Millennium is able to build rockers from your digital cut files as well. If we build a rocker from your digital file, we will provide you with the finished rocker in the respective blank for machine cutting use.

We can provide all our blank files in either format, with or without custom rocker. We use both Shape3d and AKU file formats.

LOGISTICS

Millennium owns and operates multiple facilities and warehouses across the United States.

- Main Location- Los Angeles California
- Oceanside California- Warehouse
- Edgewater Florida- Warehouse

Via our own trucks, we service the length of California, and the Florida Coast.

Finally, we have a full online order system via our web store: stores.millennium.com Through the web portal a customer can order blanks, add custom stringers, and request custom rockers. A confirmation will be generated and emailed to the customer. The order then

enters the production cycle.

We look forward to having the opportunity to provide you with quality blanks

Best Way to Order

Email

order@millenniumfoam.com

Text

760.688.6140

Main Phone

310.323.538

MILLENNIUM

FOAM BUILD ON QUALITY

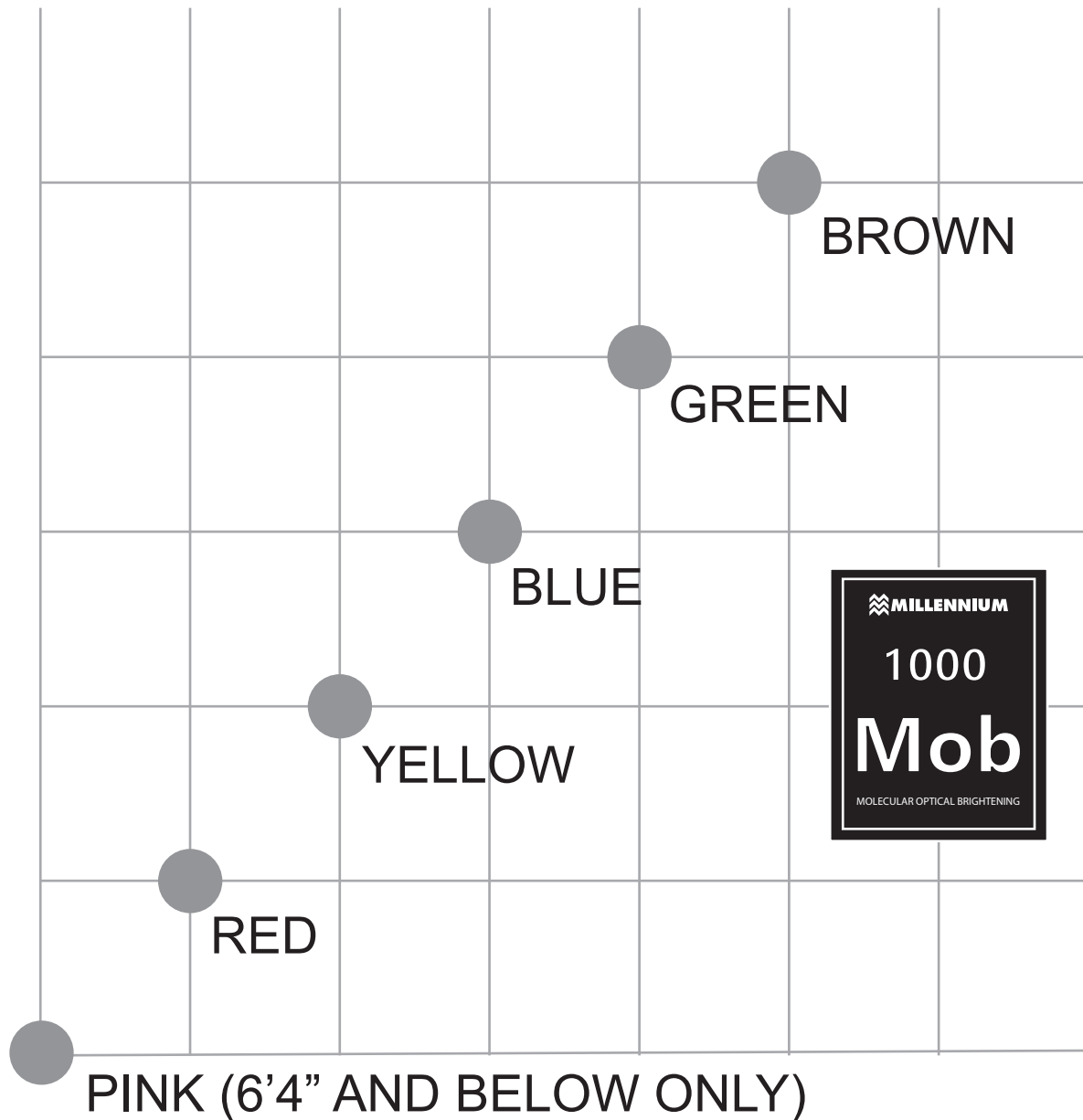
COMPARABLE BLANKS CROSS REFERENCE CARD

US Blanks	MILLENNIUM	Arctic
510RP	510F	510MF
60R	60DE	
62A	62F	62MF
63EA	63CB	
	63DG	64SBM
64EA	64P	
64MB	64A	64SBF
65A	65F	64MF
65R	65DE	
66EA	66DG	
	68DG	68SBM
	69A	68SBF
610A	611F	68MF
71EA	611M	
	71DG	70SB
	73DG	74SB
73A	73F	72MF
74SP	74P	
76EA	75HS	
77A	77B	
78EA	710DG	
79H	79P	
79HX	79PT	78E
81EA	711CB	
83H	83	
84SP	84P	
84SPX	84PT	82E
86EA	84CB	
89Y	810M	88E
93Y	93P	93LB
95M	95P	
98Y	99Y	99L
99B	99P	
102B	102P	103LB
113D	113P	109LB

ORDER@MILLENNIUMFOAM.COM

The purpose of this reference card is to help a shaper determine which MILLENNIUM FOAM blank is the most comparable to what they are using from either US Blanks or Arctic. Information provided here is based on customer feedback, known yields, and current trends. No two blanks will be identical. This is based on current catalog offerings. If you have any questions contact MILLENNIUM FOAM.

MILLENNIUM DENSITY CHART



MILLENNIUM FOAM BLANK MARKINGS

BOTTOM OF BLANK

Blank weight is designated by color on the tip of blank:

"Brown"-Classic

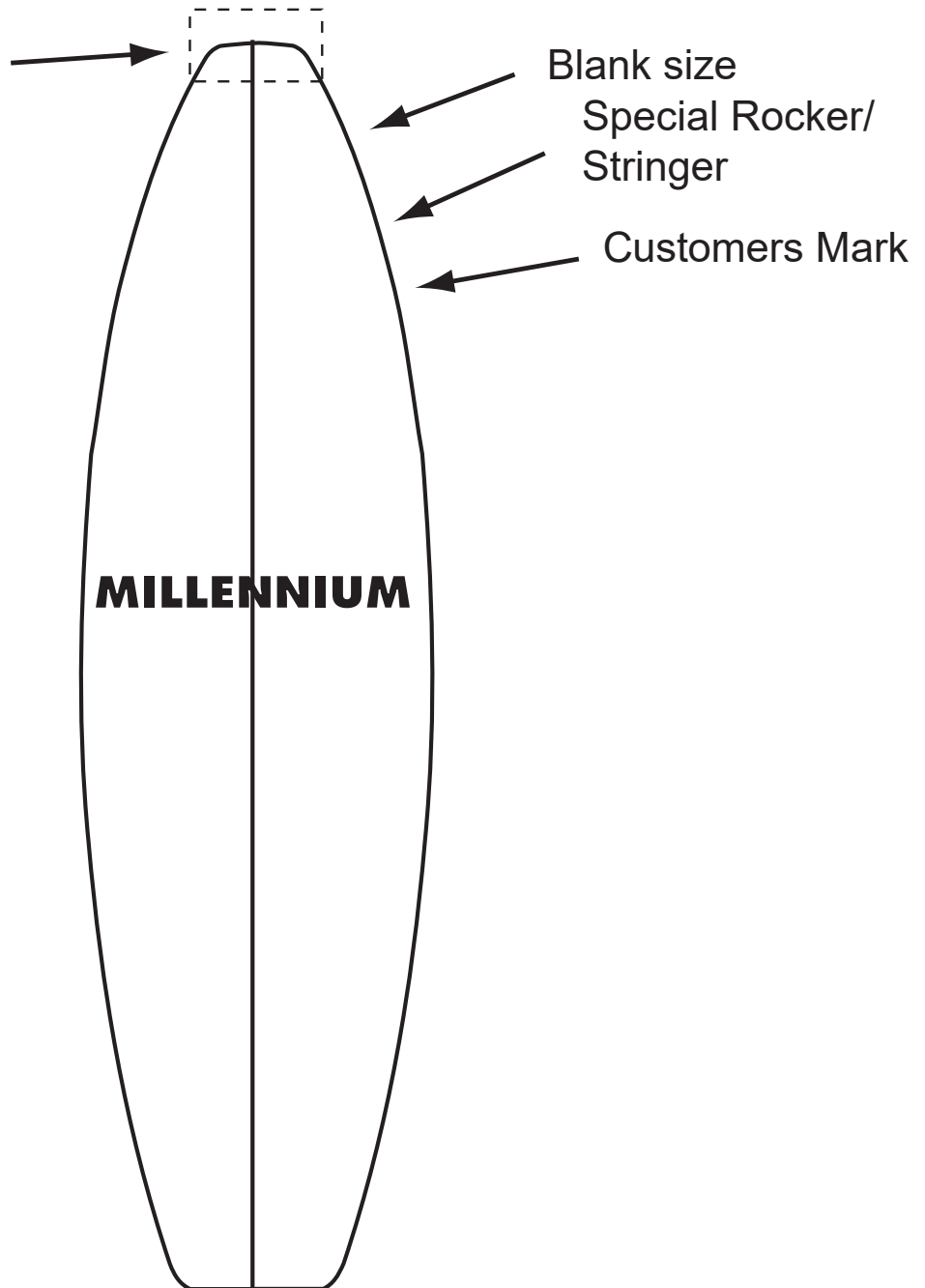
"Green"-Heavy

"Blue"- Standard

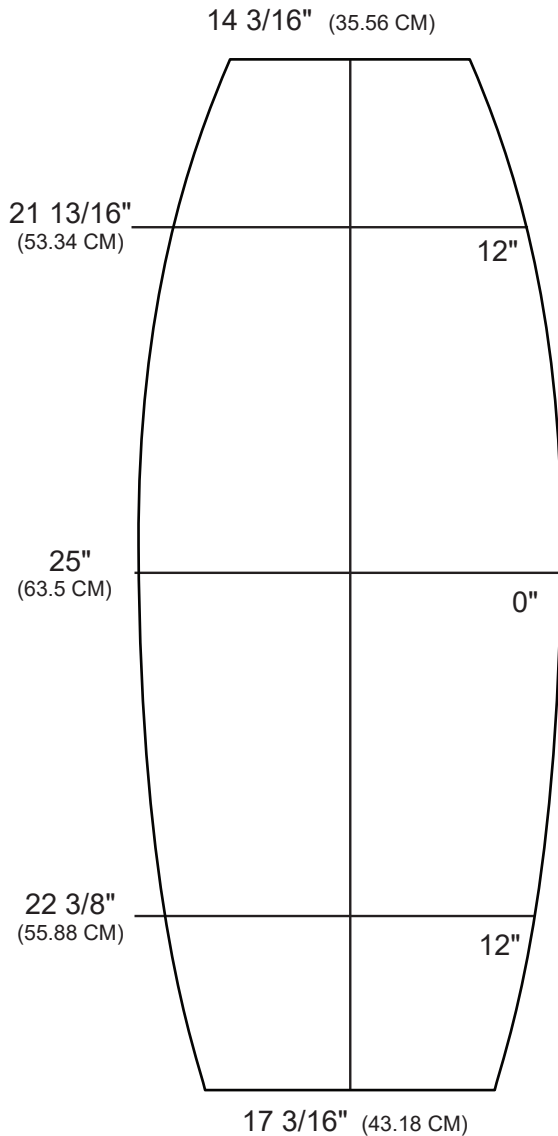
"Yellow"- Ultra Light

"Red"- Hyperlite

"Pink"- Team Light



5'0"WS



Bottom Length: 5' 1 1/4"
(154.94 CM)


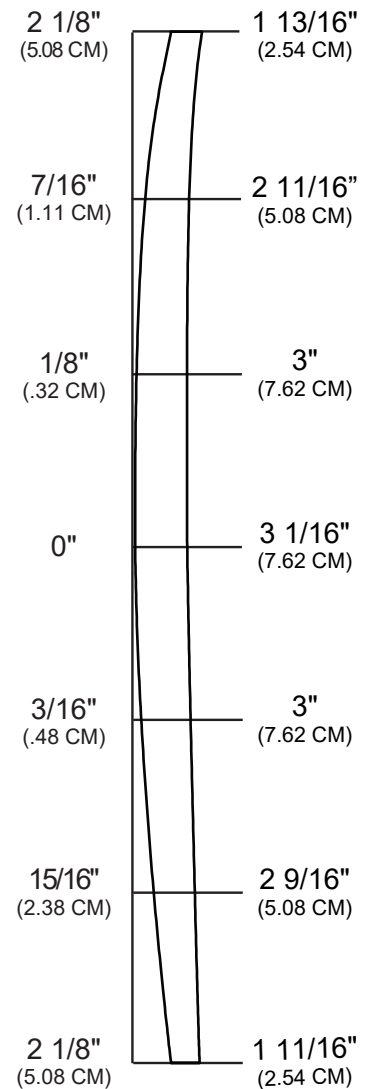
Tip To Tip Deck: 5' 1"
(154.94 CM)

Max Width: 25" (63.5 CM)

Max Thickness: 3 1/16" (7.62 CM)

Wake Surfers have become more popular in the past few years. While typically built out of EPS, there is a growing trend for Polyurethane construction. Rather than using the "smallest blank available" and creating excessive waste and cost, we have modified two of our current molds to build a smaller, less waste-full, cost effective solution. The thickness is ample enough to match EPS bouyancy. The main difference of the 50WS from the 52WS is the fuller width.

Volume: 53.96 L



(RVA)

MILLENNIUM

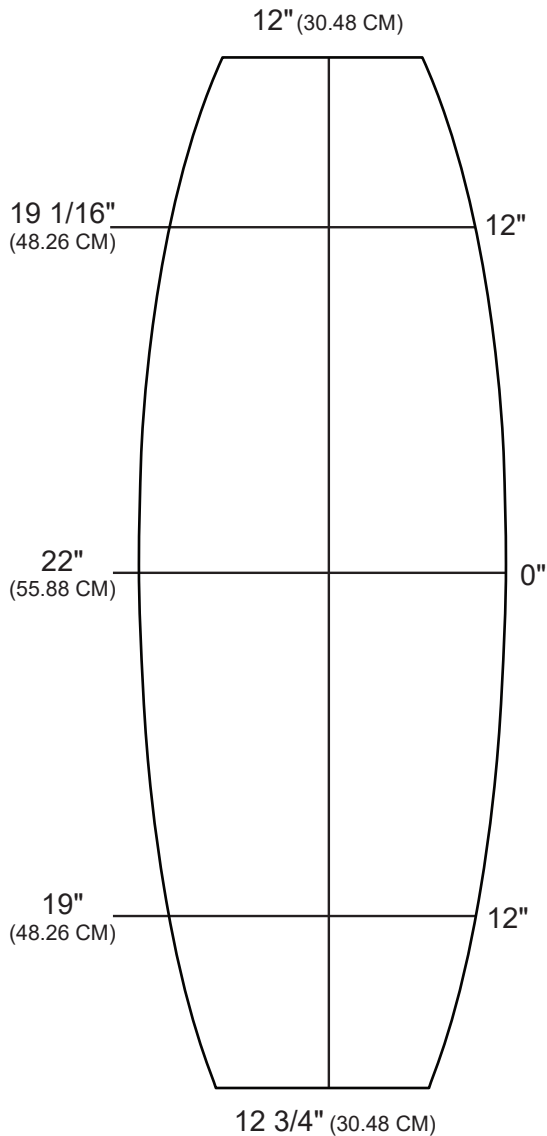
FOAM  BUILD ON QUALITY

ORDER@MILLENNIUMFOAM.COM

PH: 310.323.5386

TXT: 760.688.6140

5'2"WS



Bottom Length: 5' 2 3/16"
(157.48 CM)


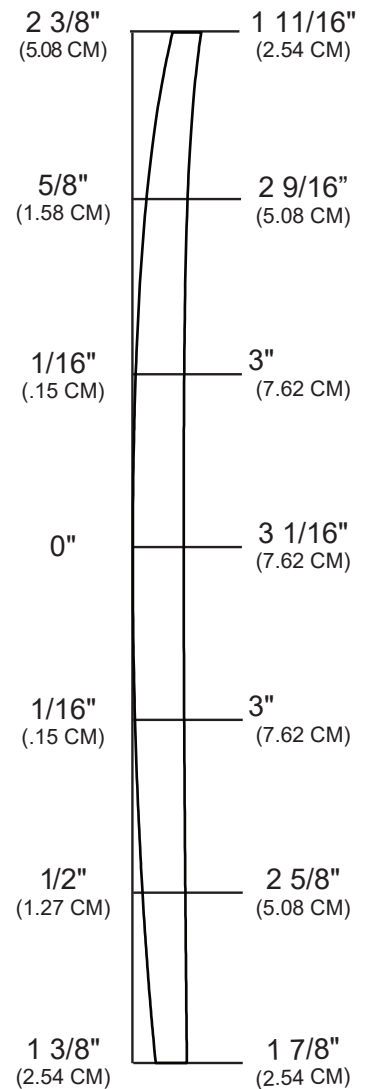
Tip To Tip Deck: 5' 2"
(157.48 CM)

Max Width: 22" (55.88 CM)

Max Thickness: 3 1/16" (7.62 CM)

Wake Surfers have become more popular in the past few years. While typically built out of EPS, there is a growing trend for Polyurethane construction. Rather than using the "smallest blank available" and creating excessive waste and cost, we have modified two of our current molds to build a smaller, less waste-full, cost effective solution. The thickness is ample enough to match EPS bouyancy.

Volume: 48 L



(RVA)

MILLENNIUM

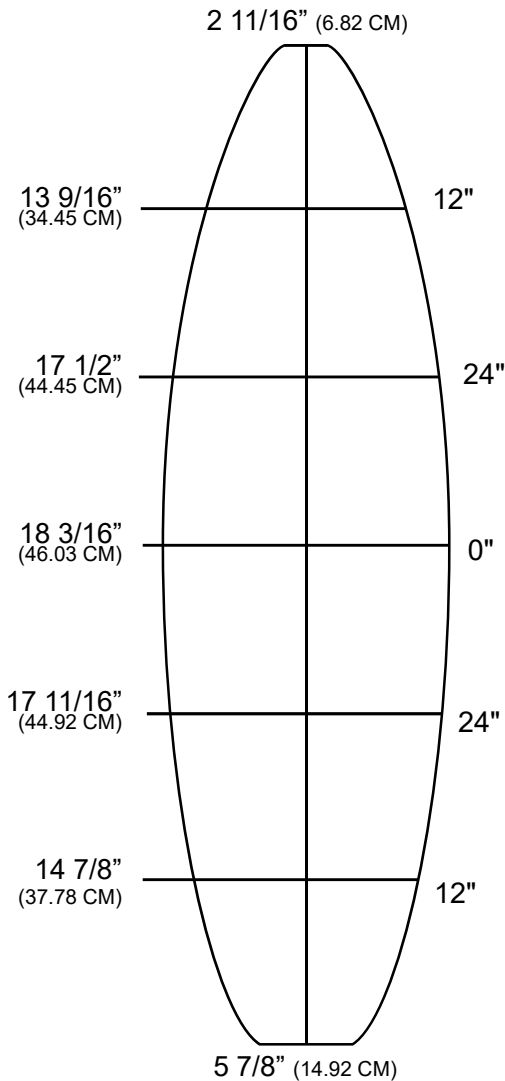
FOAM  BUILD ON QUALITY

ORDER@MILLENNIUMFOAM.COM

PH: 310.323.5386

TXT: 760.688.6140

5'3"G



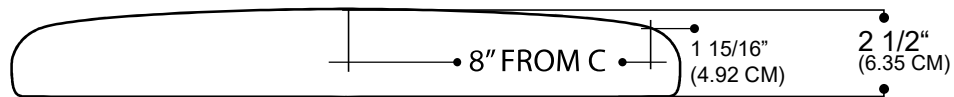
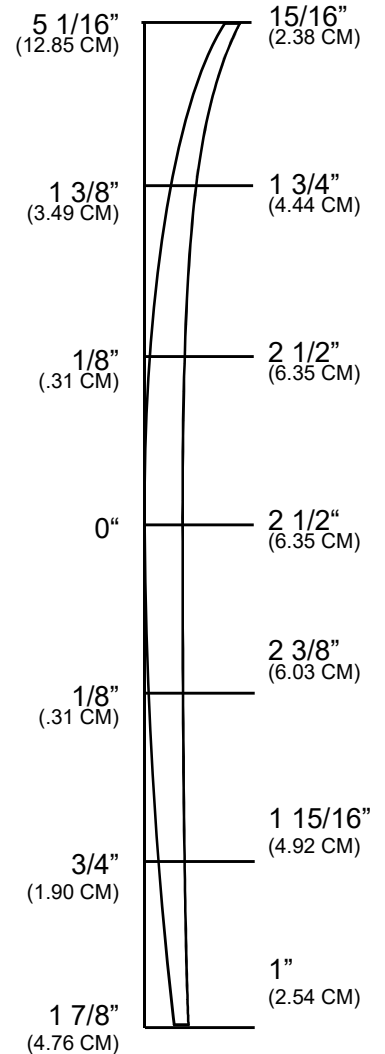
Bottom Length: $5' 4 \frac{1}{4}"$
(163.83 CM)

Tip To Tip Length: $5' 3 \frac{1}{2}"$
(161.29 CM)


Max Width: $18 \frac{3}{16}"$ (46.03 CM)

The 53Gh was clearly designed with the 'grom' in mind. As kids start surfing younger blanks need to accomidate the very small short-board. Larger blanks become problematic with rocker and foil, also with overshaping. For the sub-5'1" this blank is ideal. Like all our blanks the volume is carried to the rail.

Volume: 26.9 L



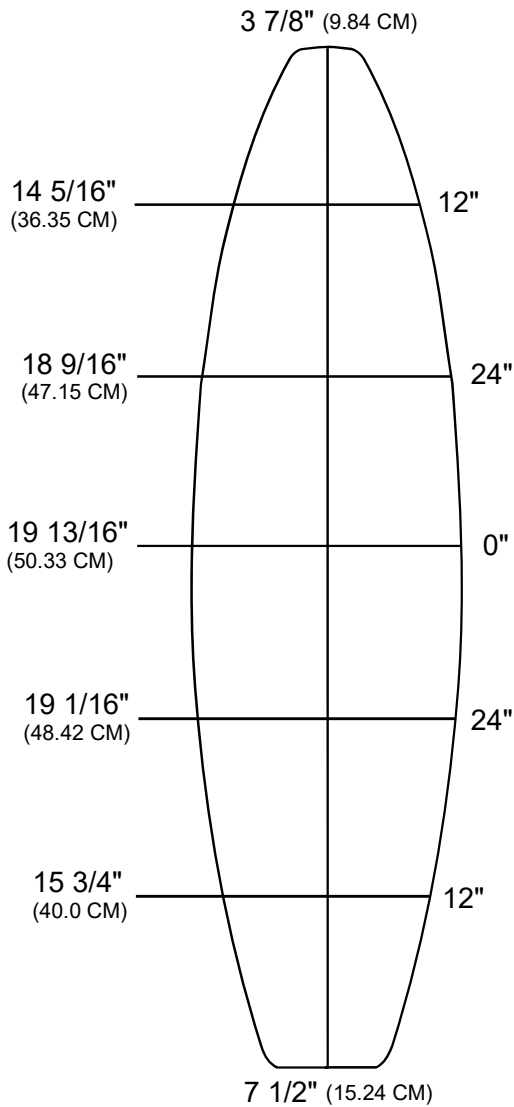
CENTER DECK SCALE CROSSECTION



(RVA)

MILLENNIUM
FOAM  BUILD ON QUALITY
ORDER@MILLENNIUMFOAM.COM
PH: 310.323.5386
TXT: 760.688.6140

5'8"R



Bottom Length: 5' 9 3/4"
(177.16 CM)

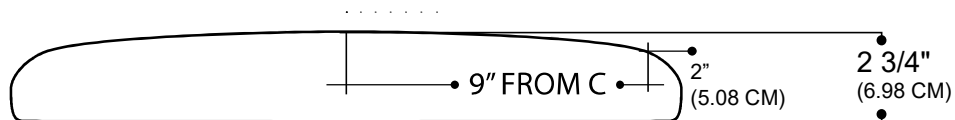
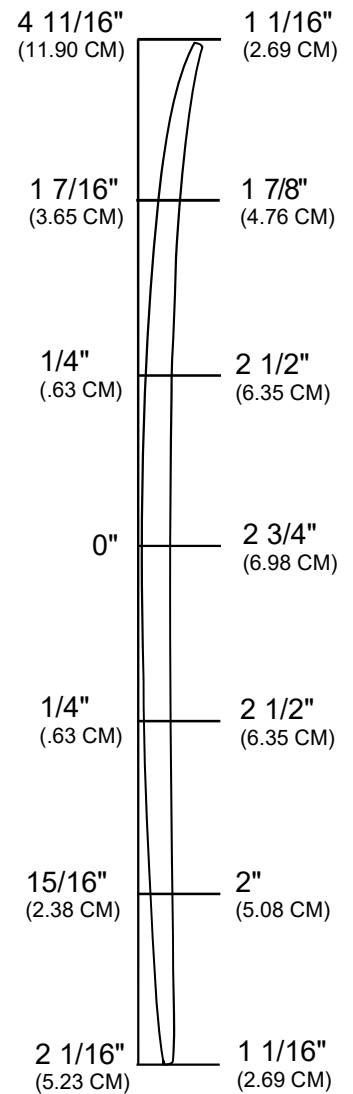
Tip To Tip Deck: 5' 9 1/8"
(175.58 CM)

Max Width: 19 13/16" (50.33 CM)


Max Thickness: 2 3/4"
(6.98 CM)

A current version of the "grom" style blank. The trend of carrying finished thickness to the outer rails is easily acomidated in here. For example: at eight inches off center in the middle of the blank, the rail is 2" thick. That fullness is proportioned from nose to tail.

Volume: 35.5L



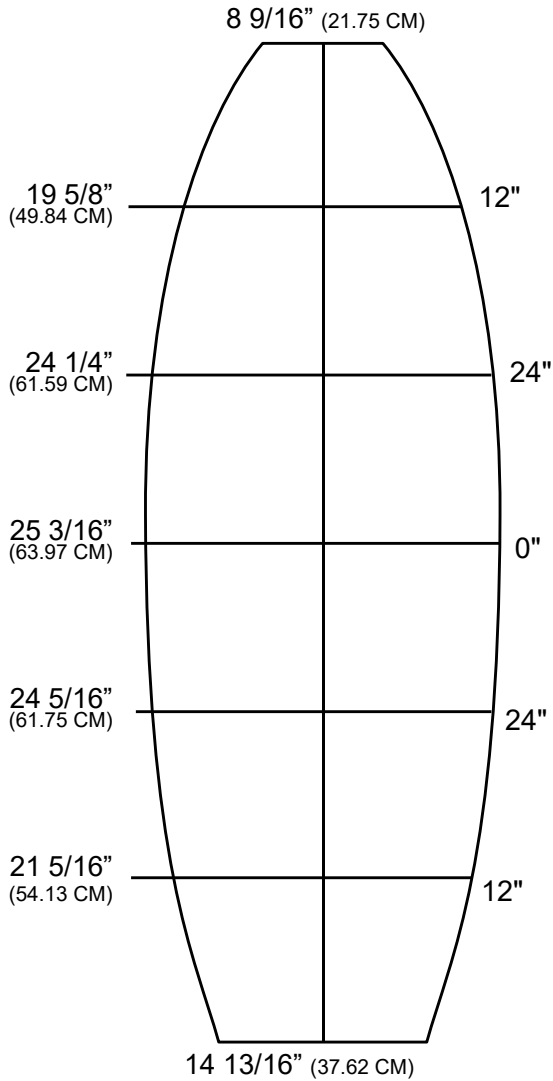
CENTER DECK SCALE CROSSECTION



(RVA)

MILLENNIUM
FOAM ≈ BUILD ON QUALITY
ORDER@MILLENNIUMFOAM.COM
PH: 310.323.5386
TXT: 760.688.6140

5'10"F



Bottom Length: 5' 11 11/16"
(163.83 CM)

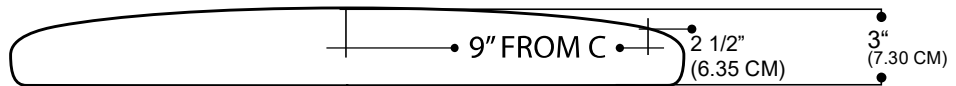
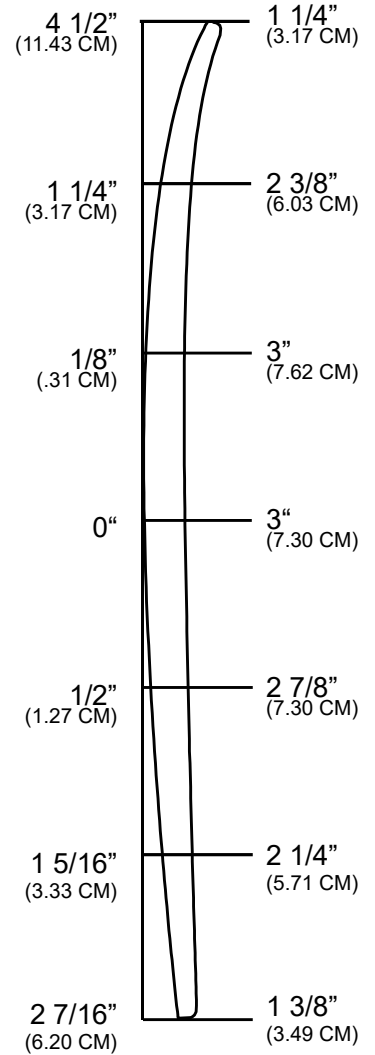
Tip To Tip Length: 5' 11"
(161.29 CM)

Max Width: 25 3/16" (63.97 CM)


The 5'10"f is built for the smaller fish in mind. The deck has good foil for handshaping and the super wide tail provides versatility for twin-keel fishes to small 'simmons' type shapes

Rocker is balanced and relaxed in the nose. The bottom rail is not excessively rolled to the edge for a fuller possible width in the finished shape.

Volume: 54.6 L



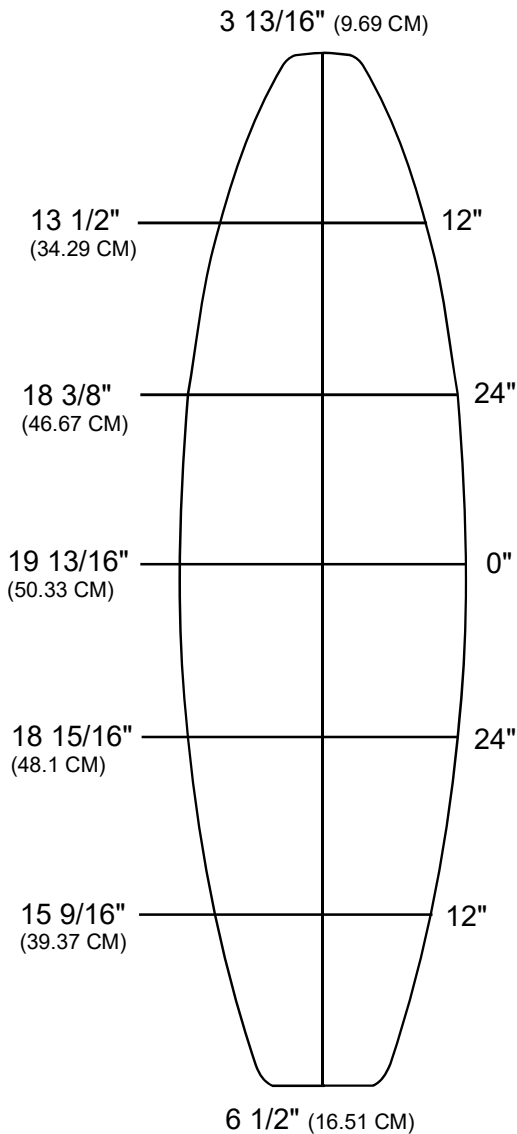
CENTER DECK CROSSECTION VIEW



(RVA)

MILLENNIUM
FOAM ≈ BUILD ON QUALITY
ORDER@MILLENNIUMFOAM.COM
PH: 310.323.5386
TXT: 760.688.6140

6'0"CB



Bottom length: 6' 1" (185.42 CM)

Tip to tip deck: 6' 0" (182.88 CM)

Max width: 19 13/16" (50.33 CM)

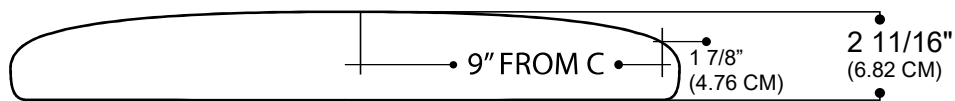
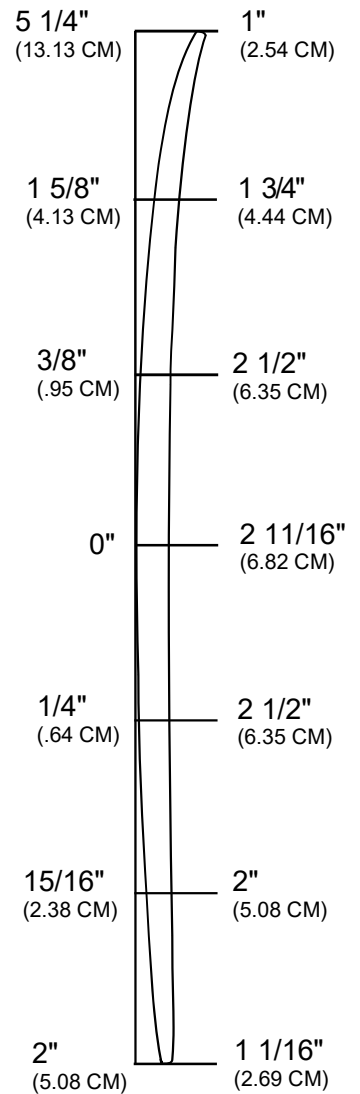
Max thickness: 2 11/16" (6.82 CM)

Shaped by: Chris Borst


October 2006

The first in the "CB" line of shortboard blanks. Built to be a close tolerance modern shortboard blank. Built for the needs of handshapers to produce sub 6' shotboards.


Volume: 34.0L



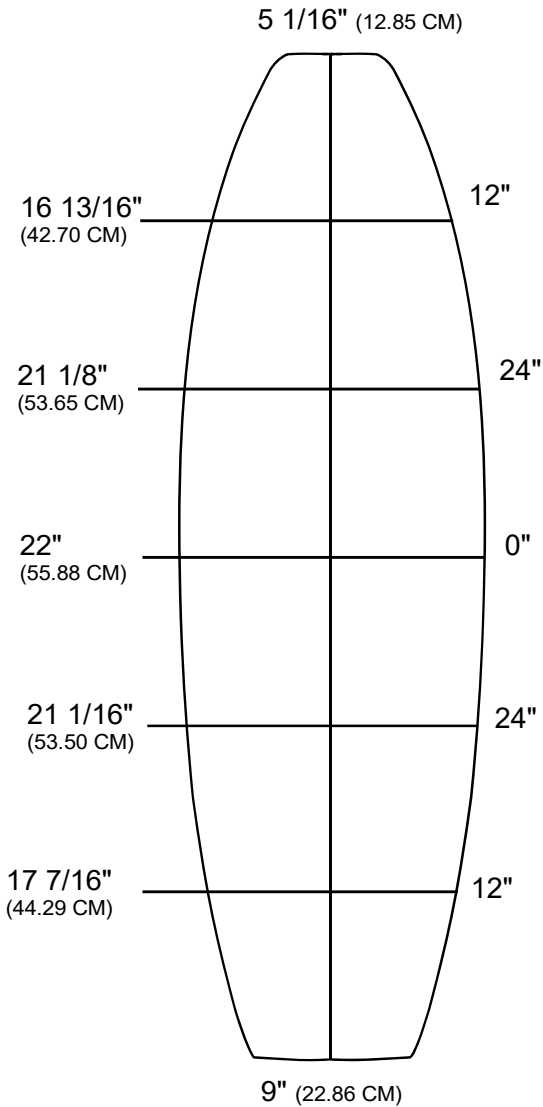
CENTER DECK SCALE CROSSECTION



(RVA)

MILLENNIUM
FOAM  BUILD ON QUALITY
ORDER@MILLENNIUMFOAM.COM
PH: 310.323.5386
TXT: 760.688.6140

6'0"DE



Bottom Length: 6' $\frac{1}{4}$ "
(183.51 CM)

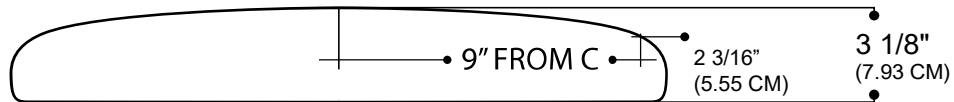
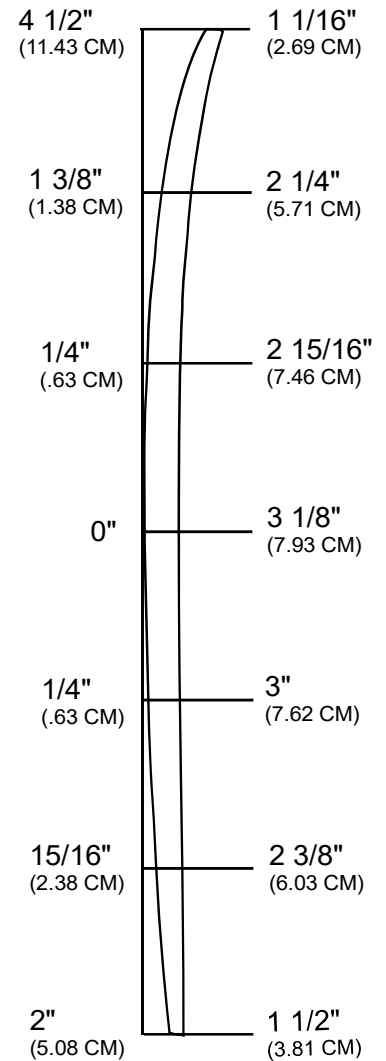
Tip To Tip Deck: 6' 0" (82.88 CM)

Max Width: 22" (55.88 CM)


Max Thickness: 3 $\frac{1}{8}$ " (7.93 CM)

This blank is specifically designed for the new trend in shortboard design. Wider center, moving towards the nose, fuller tail, and volume out to the rail.

Volume: 45.9L



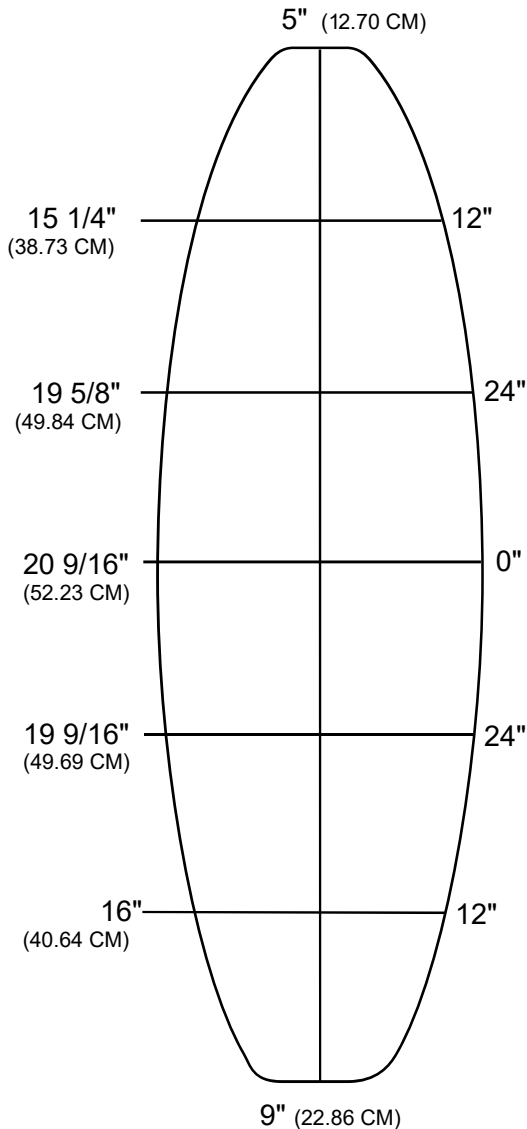
CENTER DECK SCALE CROSSSECTION



(RVA)

MILLENNIUM
FOAM  BUILD ON QUALITY
ORDER@MILLENNIUMFOAM.COM
PH: 310.323.5386
TXT: 760.688.6140

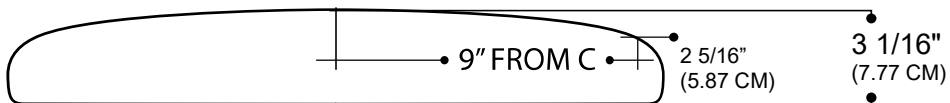
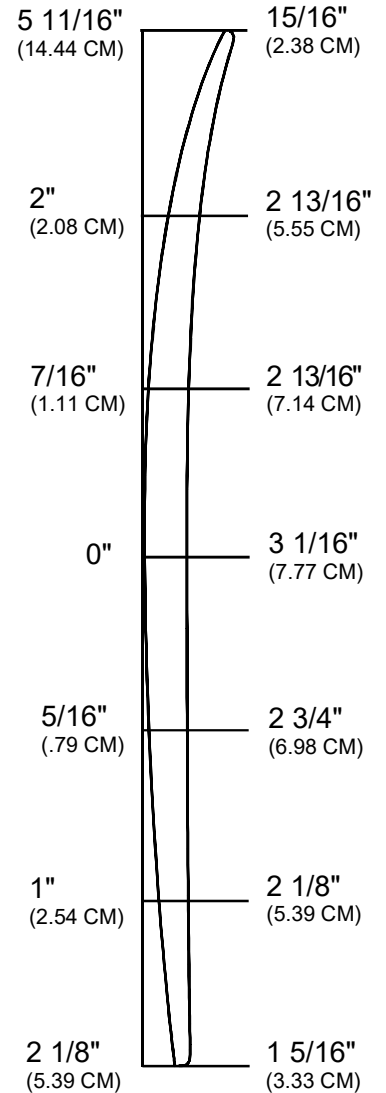
6'1"A




Bottom Length: 6' 1 5/8" (186.7 CM)
Tip To Tip Deck: 6' 1" (184.9 CM)
Max Width: 20 3/4" (52.71 CM)
Max Thickness: 3 1/16" (7.77 CM)

This blank is the shorter version of our very popular 64A. Built with wider and fuller 'grovler' type shapes in mind.

Volume: 44.6l



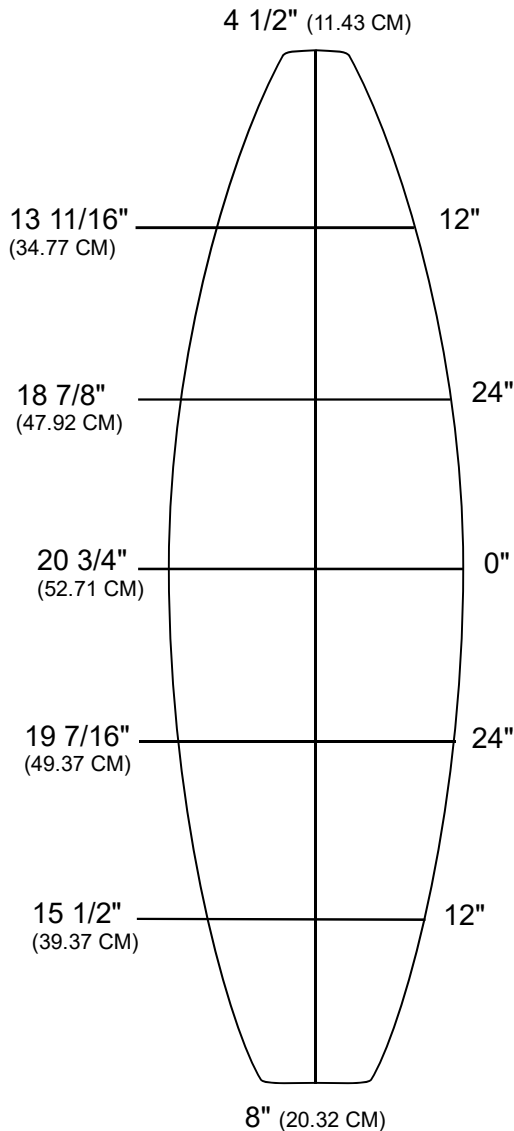
CENTER DECK SCALE CROSSECTION



(RVA)

MILLENNIUM
FOAM  BUILD ON QUALITY
ORDER@MILLENNIUMFOAM.COM
PH: 310.323.5386
TXT: 760.688.6140

6'1"DG



Bottom Length: 6' 1 1/2"
(186.7 CM)

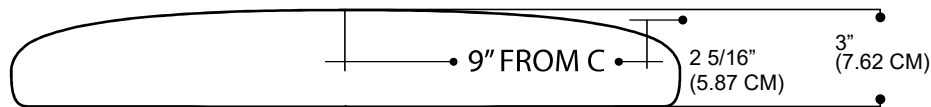
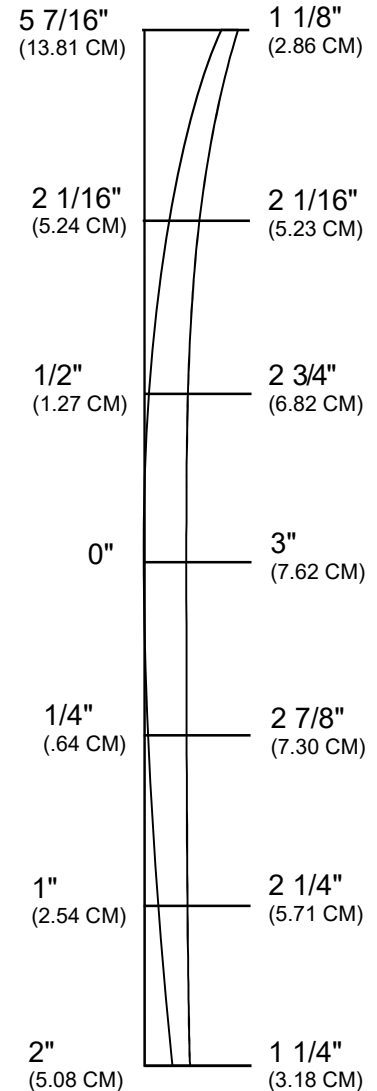
Tip To Tip Deck: 6' 13/16" (184.9 CM)

Max Width: 20 3/4" (52.7 CM)


Max Thickness: 3" (7.62 CM)

The 61DG had proven itself as a work horse for the machine cut shortboard. Thickness through the blank and an all-around natural rocker makes this a regular choice for shortboard builders that focus on machine use.

Volume: 42.6L



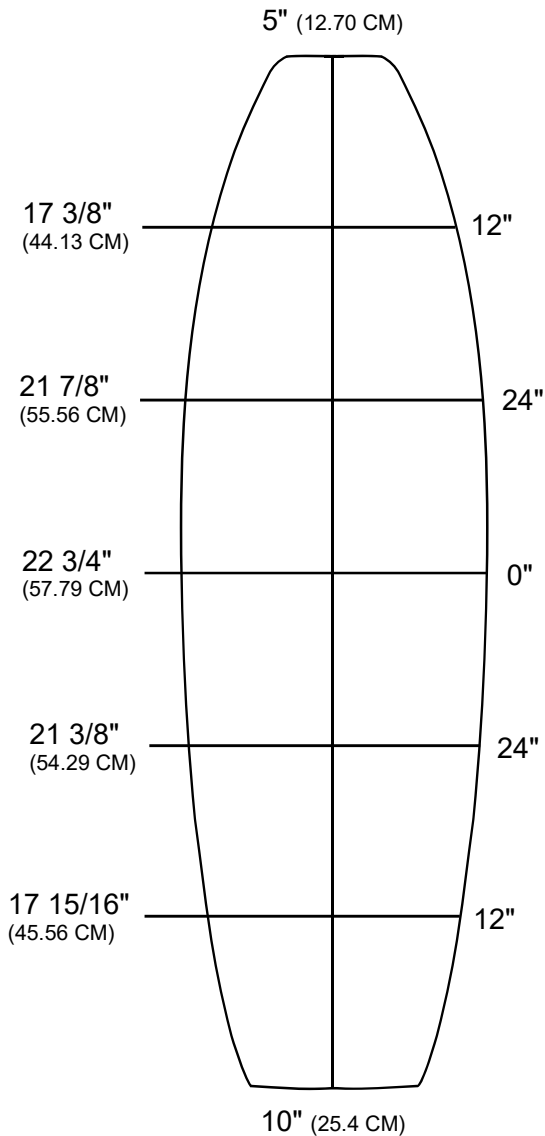
CENTER DECK SCALE CROSSECTION



(RVA)

MILLENNIUM
FOAM  BUILD ON QUALITY
ORDER@MILLENNIUMFOAM.COM
PH: 310.323.5386
TXT: 760.688.6140

6'2"DT



Bottom Length: 6' 2 3/8"
(188.91 CM)

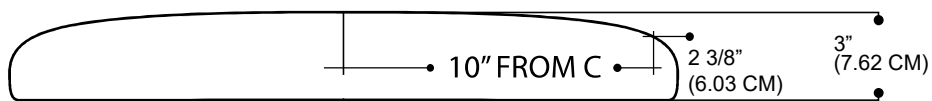
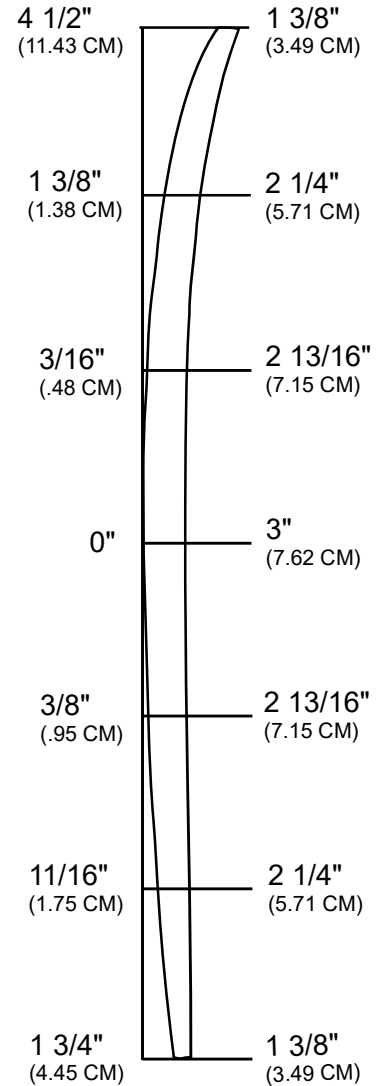
Tip To Tip Deck: 6' 1 3/4"
(187.32 CM)

Max Width: 22 3/4" (57.79 CM)


Max Thickness: 3" (6.62 CM)

The thicker version of the 62DE. Ideal for smaller fish, quads, and rocker fishes. This is the result of many requests for a thicker 62DE. The profile is friendly to the handshaper and machine user.

Volume: 53.5L



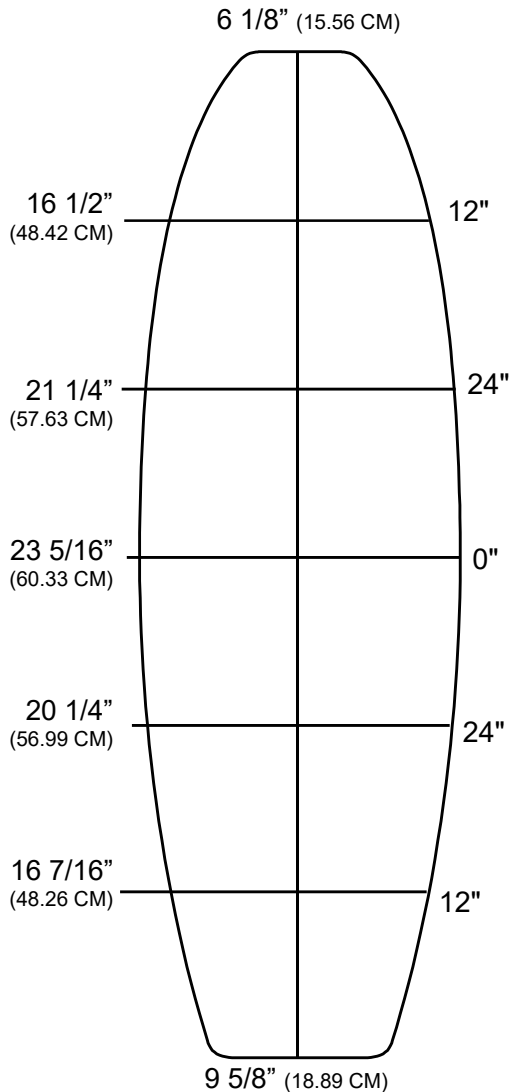
CENTER DECK SCALE CROSSECTION



(RVA)

MILLENNIUM
FOAM  BUILD ON QUALITY
ORDER@MILLENNIUMFOAM.COM
PH: 310.323.5386
TXT: 760.688.6140

6'2"F



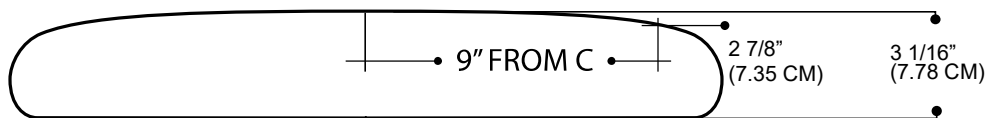
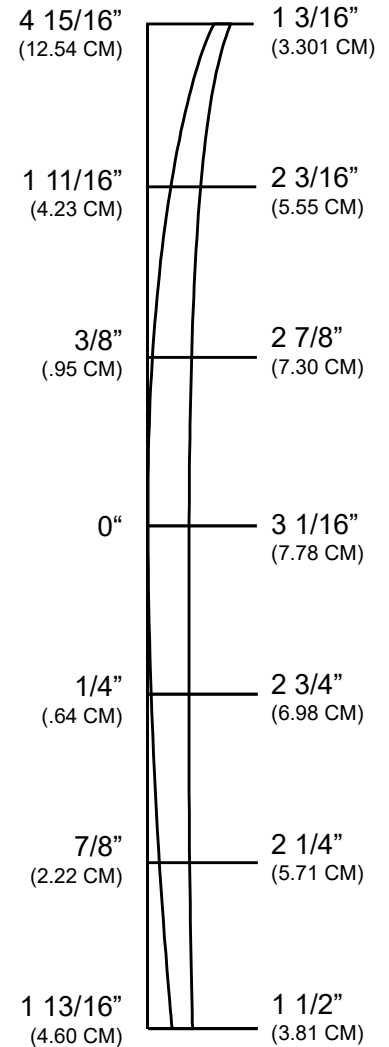
Bottom Length: 6' 3 1/8"
(190.82 CM)

Tip To Tip Length: 6' 2 1/2"
(189.23 CM)


Max Width: 23 5/16" (60.33 CM)

The 62F is the smaller version of our popular 65F. Care has been taken to not pinch the rail volume in the nose and the tail. The rail apex on the deck offers the highest versatility for maximizing width and thickness. At just over 3" thick, the 62F can work easily with the new trend of shorter and wider shapes.

Volume: 59.1L

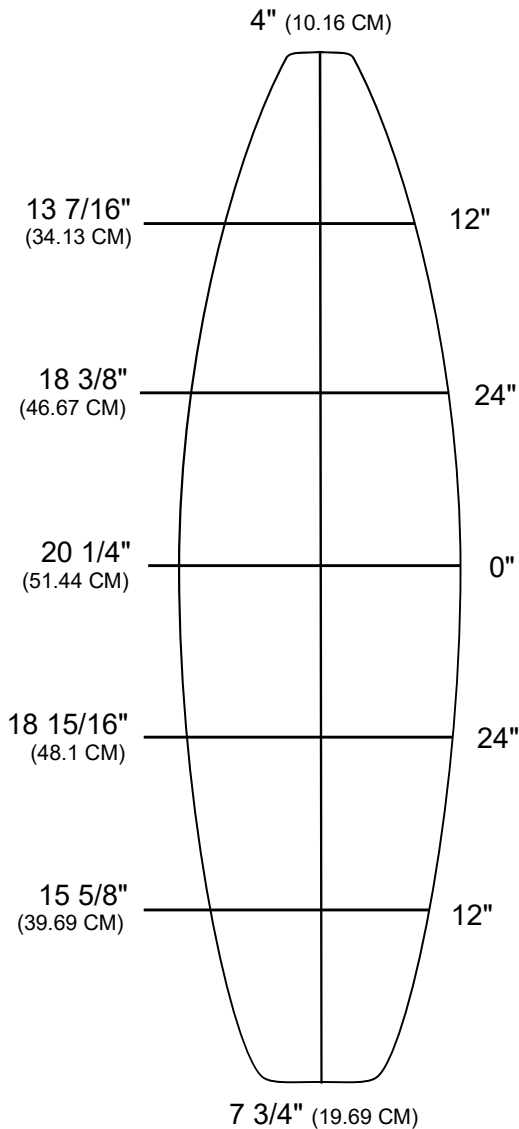


CENTER DECK SCALE CROSSECTION



MILLENNIUM
FOAM  BUILD ON QUALITY
ORDER@MILLENNIUMFOAM.COM
PH: 310.323.5386
TXT: 760.688.6140

6'3"CB



Bottom Length: 6' 4" (193.04 CM)

Tip To Tip Deck: 6' 2" (187.96 CM)

Max Width: 20 1/4" (51.44 CM)

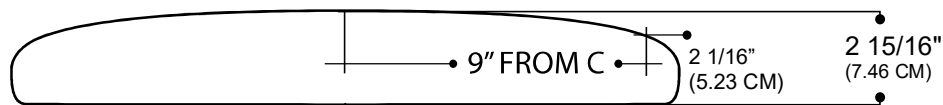
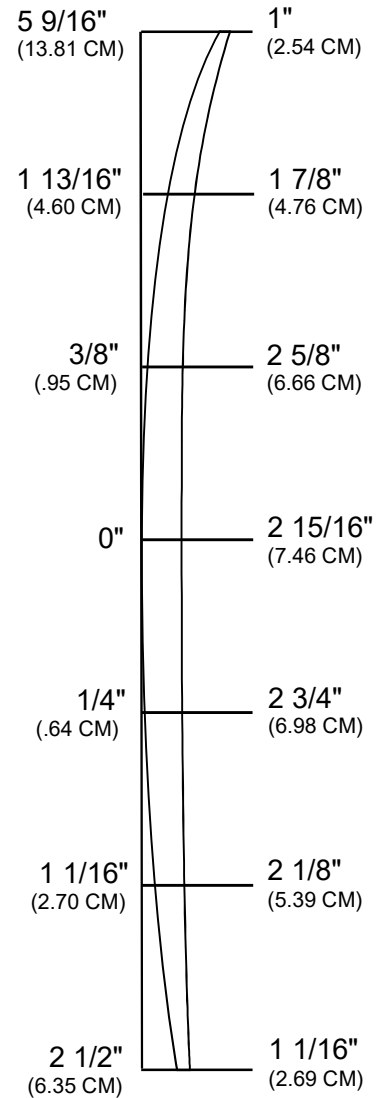
Max Thickness: 2 15/16" (7.46 CM)

Shaped By: Chris Borst,


September 2006

The second blank in the "CB" shortboard line. Designed to complement the 60CB and 66CB. A modern close tolerance shortboard blank

Volume: 40.6L



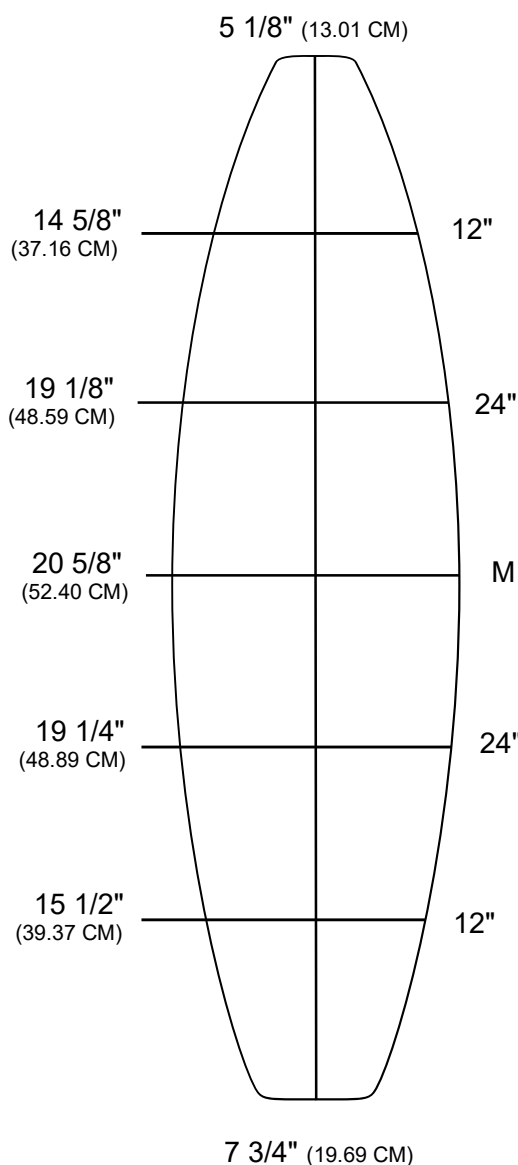
CENTER DECK SCALE CROSSECTION



(RVA)

MILLENNIUM
FOAM  BUILD ON QUALITY
ORDER@MILLENNIUMFOAM.COM
PH: 310.323.5386
TXT: 760.688.6140

6'3"DG



Bottom Length: 6' 3 9/16"
(192 CM)

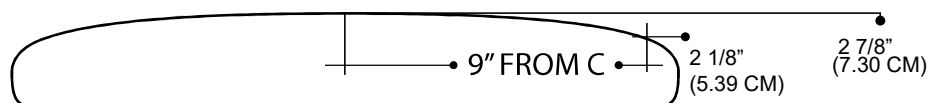
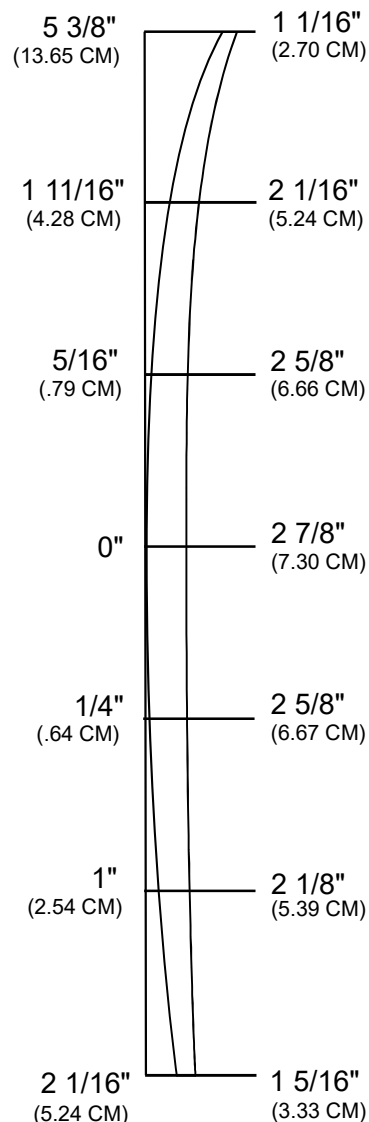
Tip To Tip Deck: 6' 2 3/4"
(189.9 CM)

Max Width: 20 5/8" (52.40 CM)


Max Thickness: 2 7/8"
(7.30 CM)

One of the most popular blanks that we produce. The 63DG follows in the footsteps of the 61DG as one of the most versatile shortboard blanks in the market. Used regularly by every major builder, it has proven to be a versatile and cost effective blank for sub 6'1" standard shortboards.

Volume: 43.16L



CENTER DECK SCALE CROSSECTION



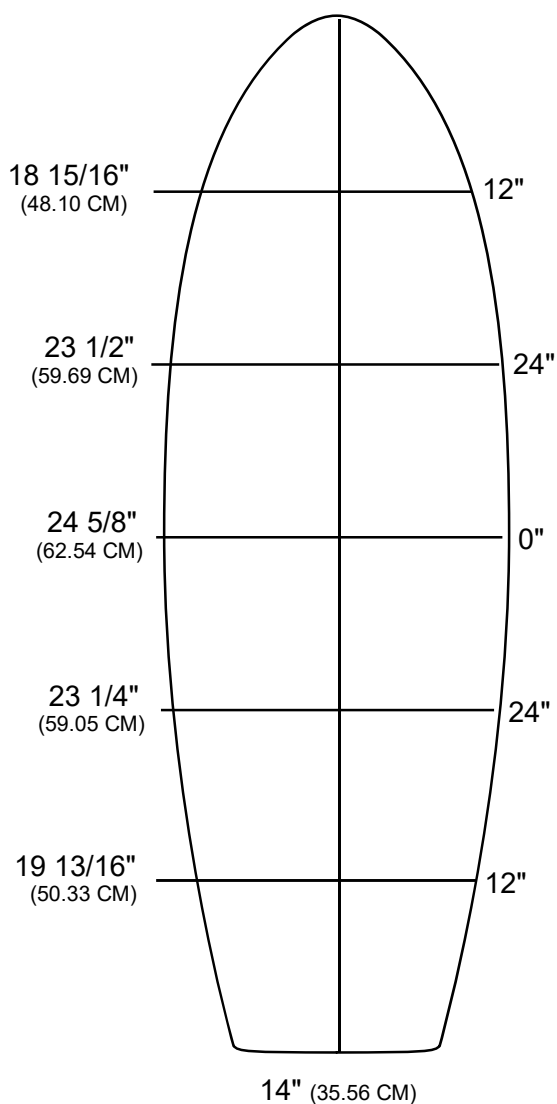
MILLENNIUM
FOAM  BUILD ON QUALITY
ORDER@MILLENNIUMFOAM.COM

PH: 310.323.5386

TXT: 760.688.6140

(RVA)

6'3"S



Bottom Length: 6' 3 1/4" (191.3 CM)

Tip To Tip Deck: 6' 2 3/4" (189.86 CM)

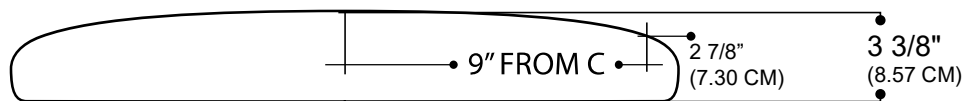
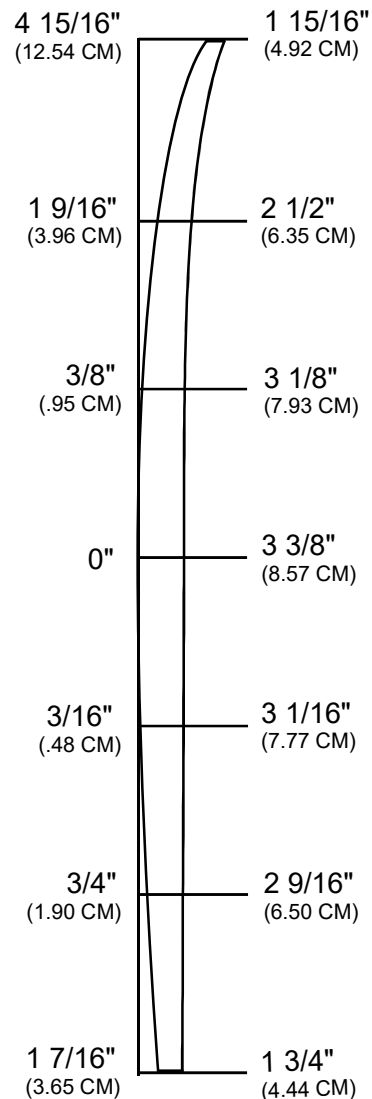
Max Width: 24 5/8" (62.54 CM)

Max Thickness: 3 3/8" (8.41 CM)


Shaped By: Steve Seebold
October 2006

The 63S is a classic fish blank in every sense. Width, thickness, gradual rocker, and a primarily flat deck. Twin Keel fish and Kneebords will net easily. Does not accept rocker accelerations well due to the full volume in the nose and blocky rail.

Volume: 62.8L



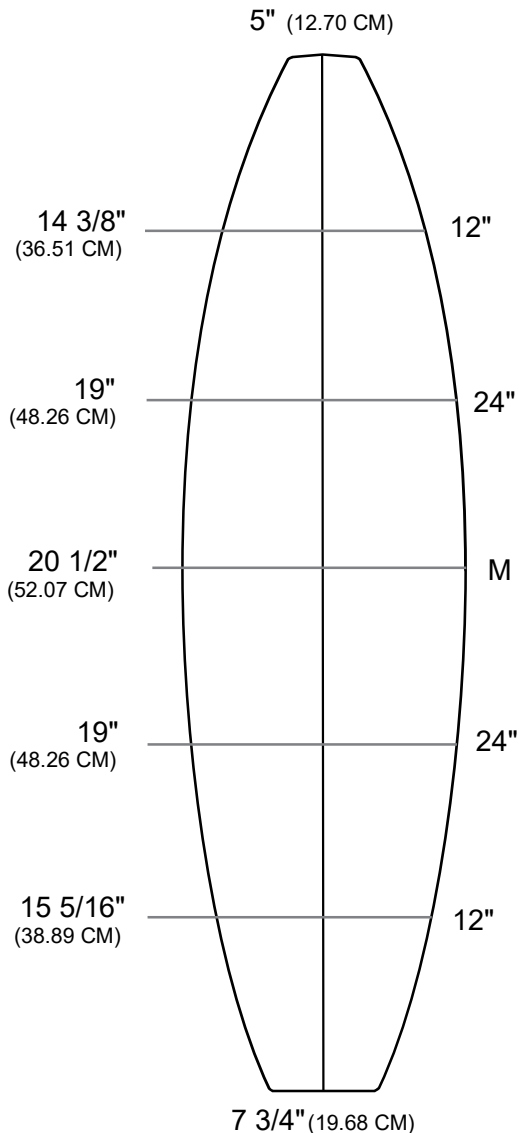
CENTER DECK SCALE CROSSECTION



(RVA)

MILLENNIUM
FOAM  BUILD ON QUALITY
ORDER@MILLENNIUMFOAM.COM
PH: 310.323.5386
TXT: 760.688.6140

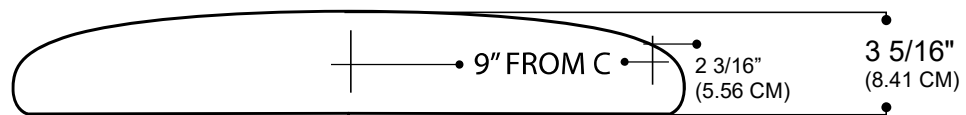
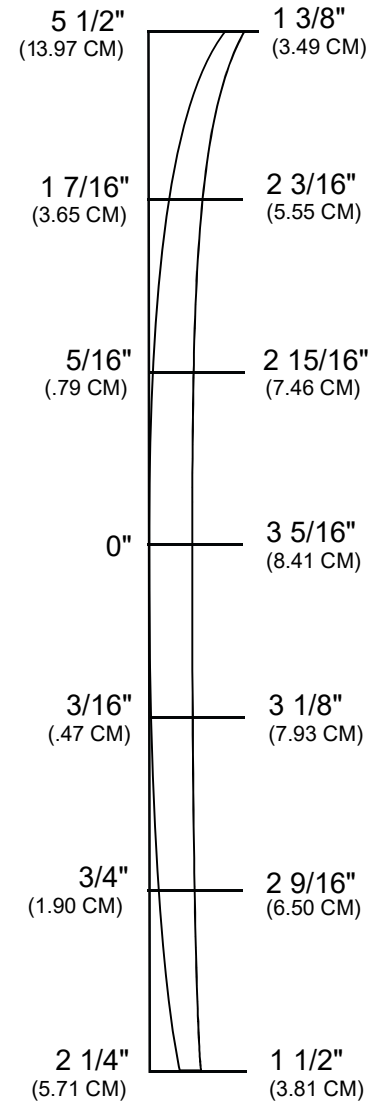
6'4"CT




Bottom Length: 6' 3 3/4" (192.5 CM)
Tip To Tip Deck: 6' 2 13/16" (190 CM)
Max Width: 20 1/2" (52.07 CM)
Max Thickness: 3 5/16" (8.41 CM)

This is the thicker version of the 64C. The 64C, based customer feedback, was sometimes too thin. The 64CT has added thickness and volume. The rocker has been modernized as well from the previous relaxed natural and has the new 2014 version.

Volume: 48.2 L



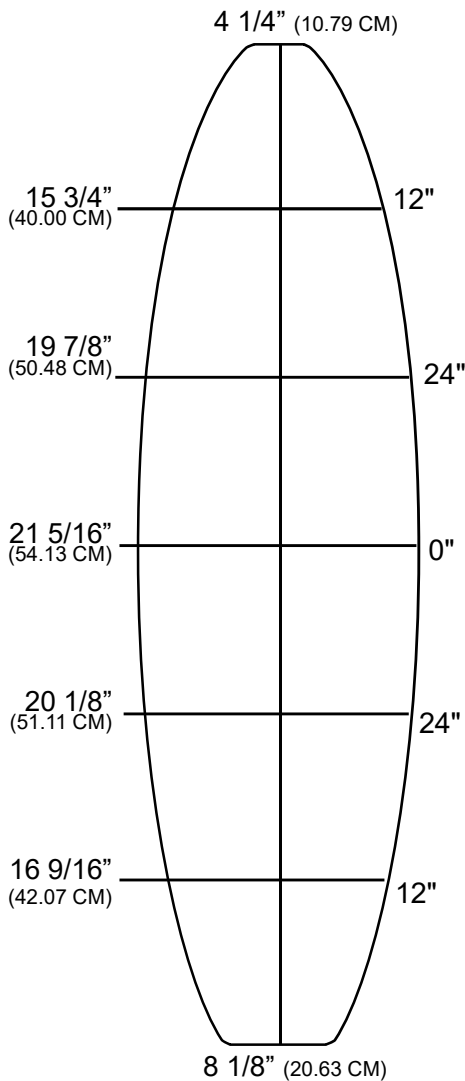
CENTER DECK SCALE CROSSECTION



(RVJ)

MILLENNIUM
FOAM  BUILD ON QUALITY
ORDER@MILLENNIUMFOAM.COM
PH: 310.323.5386
TXT: 760.688.6140

6'4"A



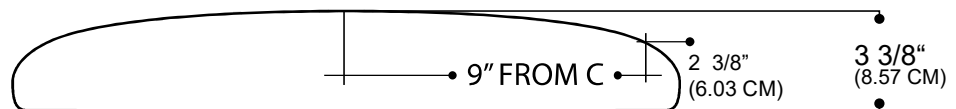
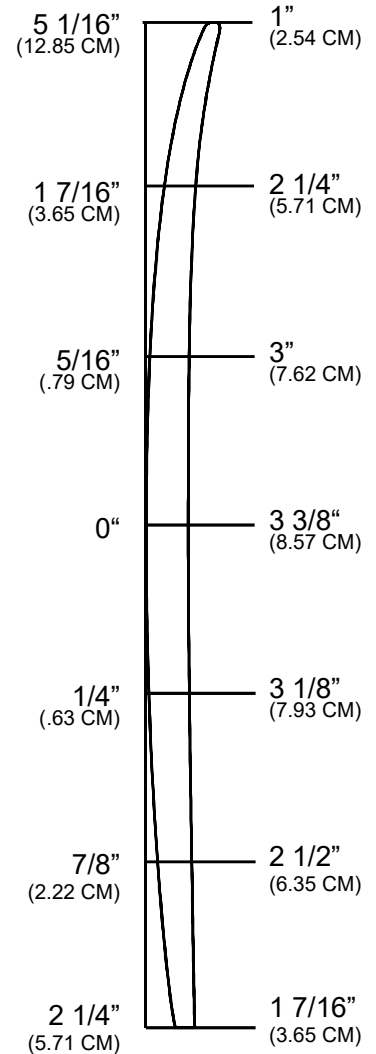
Bottom Length: 6' 4 15/16"
v(195.42 CM)

Tip To Tip Length: 6' 4"
(193.04 CM)


Max Width: 21 5/16" (54.13 CM)

The 64A is the second in our new 'a' series of blanks. They are wider and fuller than our standard 'dg' short-board blanks. The width is added through and the thickness is carried to the rail bands. The 64A will accommodate the new trend of wider and thicker shortboards.


Volume: 52.7 L



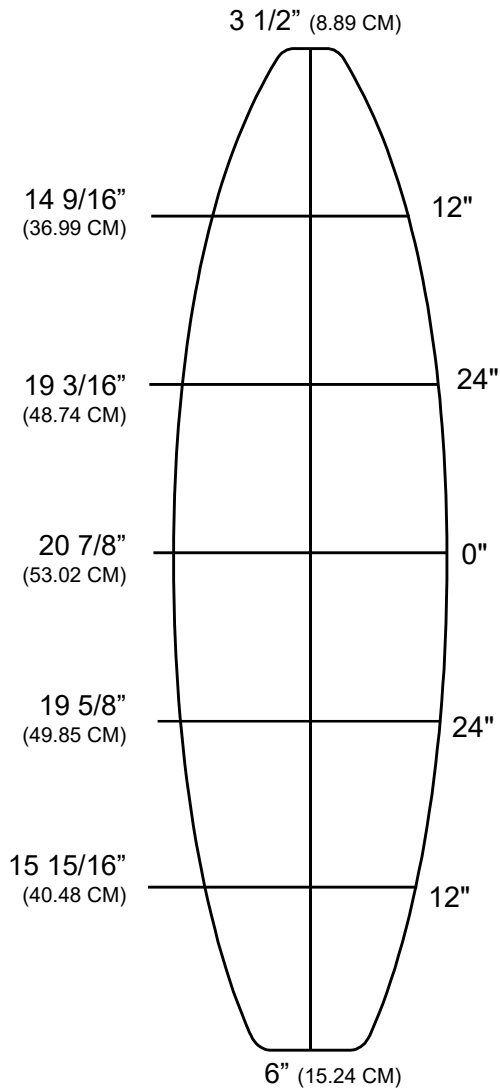
CENTER DECK CROSSSECTION VIEW



(RVJ)

MILLENNIUM
FOAM  BUILD ON QUALITY
ORDER@MILLENNIUMFOAM.COM
PH: 310.323.5386
TXT: 760.688.6140

6'4"P




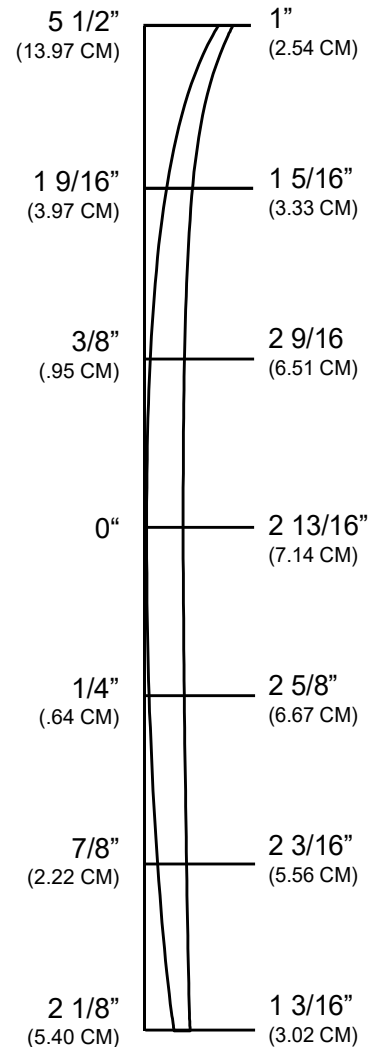
Bottom Length: 6' 3 1/8"
(190.82 CM)

Tip To Tip Length: 6' 2 1/2"
(189.15 CM)


Max Width: 20 7/8" (53.02 CM)


The 64P spans the gap between close tolerance handshape blanks and machine cutting banks. The thickness flow is not excessive but is carried out to the rails. The deck is not excessively crowned and will net a standard short board shape with ease

Volume: 44.7 L

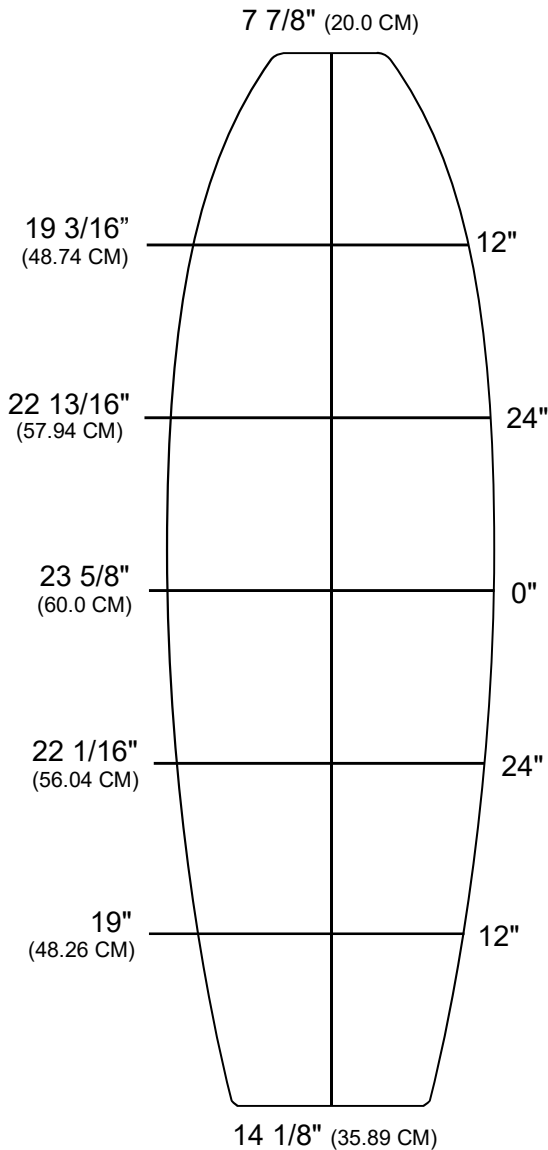


CENTER DECK SCALE CROSSECTION



MILLENNIUM
FOAM  BUILD ON QUALITY
ORDER@MILLENNIUMFOAM.COM
PH: 310.323.5386
TXT: 760.688.6140

6'5"F



Bottom Length: 6' 4 5/8"
(194.63 CM)

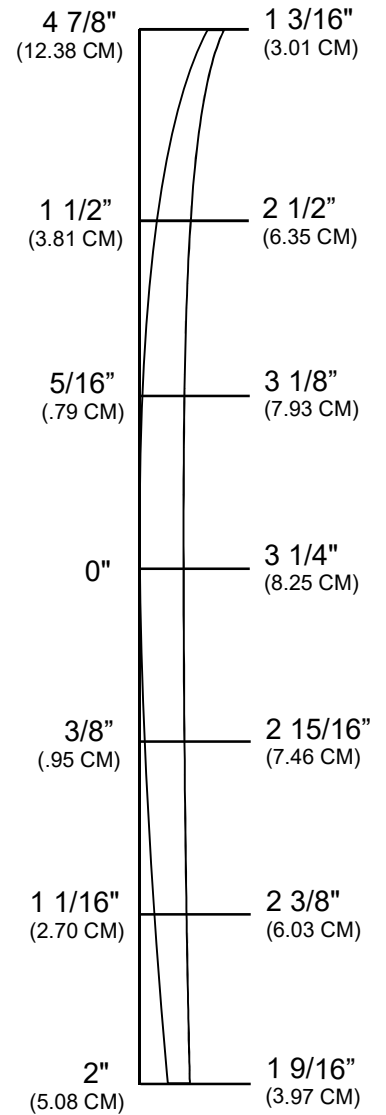
Tip To Tip Deck: 6' 4" (193.0 CM)

Max Width: 23 5/8" (60.0 CM)


Max Thickness: 3 1/4" (8.25 CM)

General all purpose fish blank.
Gradual rocker curve allows
flexability, while deck profile
makes for quick shaping

Volume: 61.0 L



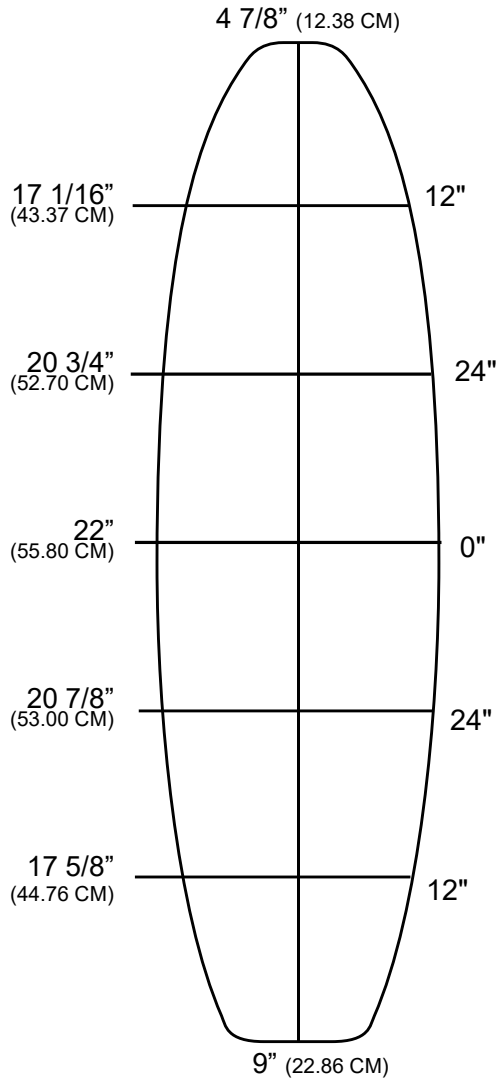
CENTER DECK CROSSECTION VIEW



(RVA)

MILLENNIUM
FOAM  BUILD ON QUALITY
ORDER@MILLENNIUMFOAM.COM
PH: 310.323.5386
TXT: 760.688.6140

6'5"DE



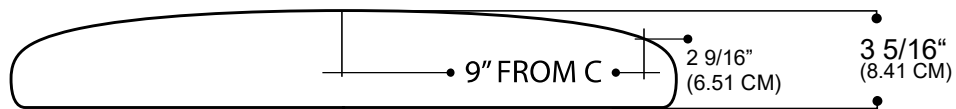
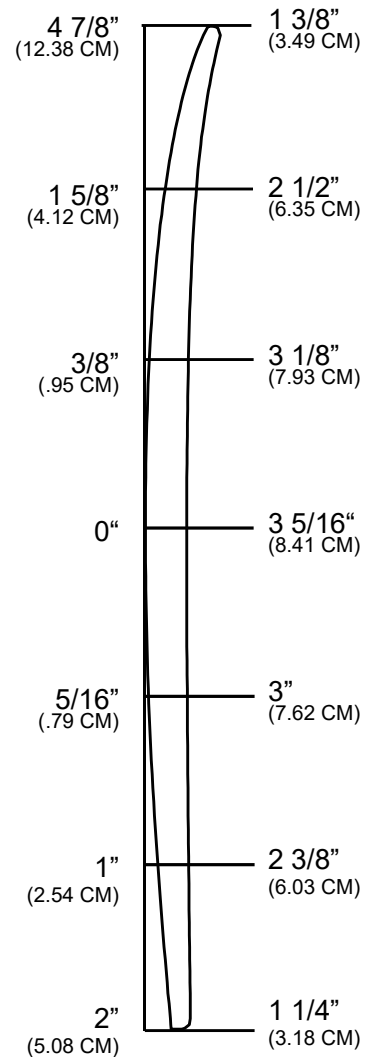
Bottom Length: 6' 6 5/8"
(199.71 CM)

Tip To Tip Length: 6' 6"
(198.12 CM)


Max Width: 22" (55.80 CM)

The 65DE follows in the pattern of the 60DE and 62DE/62DT. Blanks with shortboard length, but fuller width and volume. This blank was designed to net the type of wider and thicker shortboard building that has become common. The 'DE' line bridges the gap between shortboard specific blanks, and fish blanks.

Volume: 57.3 L



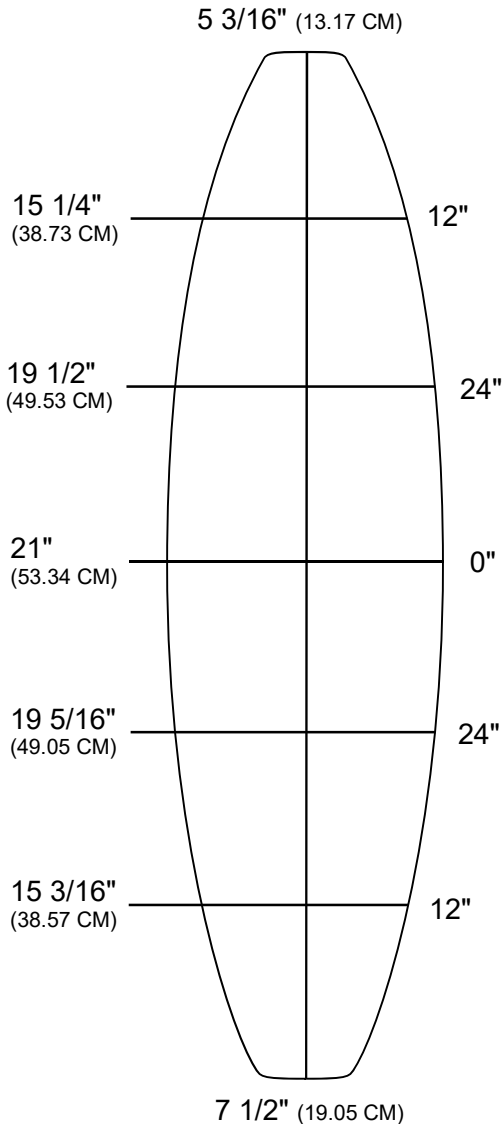
CENTER DECK CROSS SECTION VIEW



(RVA)

MILLENNIUM
FOAM  BUILD ON QUALITY
ORDER@MILLENNIUMFOAM.COM
PH: 310.323.5386
TXT: 760.688.6140

6'6"DG



Bottom Length: 6' 6 1/8"
(198.5 CM)

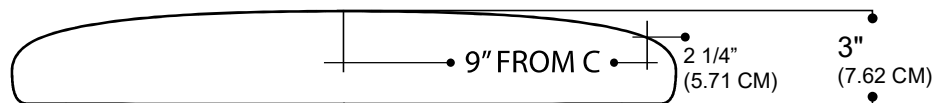
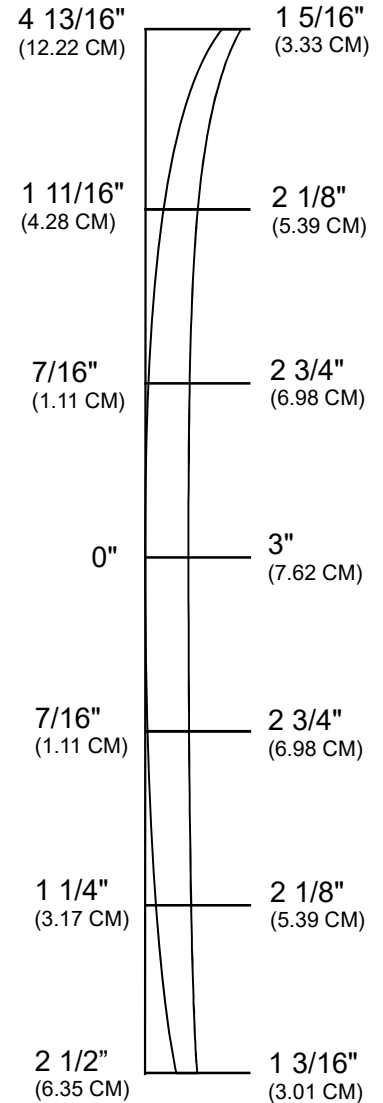
Tip To Tip Deck: 6' 5 1/2"
(196.9 CM)

Max Width: 21" (53.34 CM)


Max Thickness: 3" (7.30 CM)

Carries the same design principals as all the other 'DG' Series. Machine friendly with good proportion out to the rails. The 66DG compliments the 63DG as one of our more popular choices for machine usage.

Volume: 45.3 L



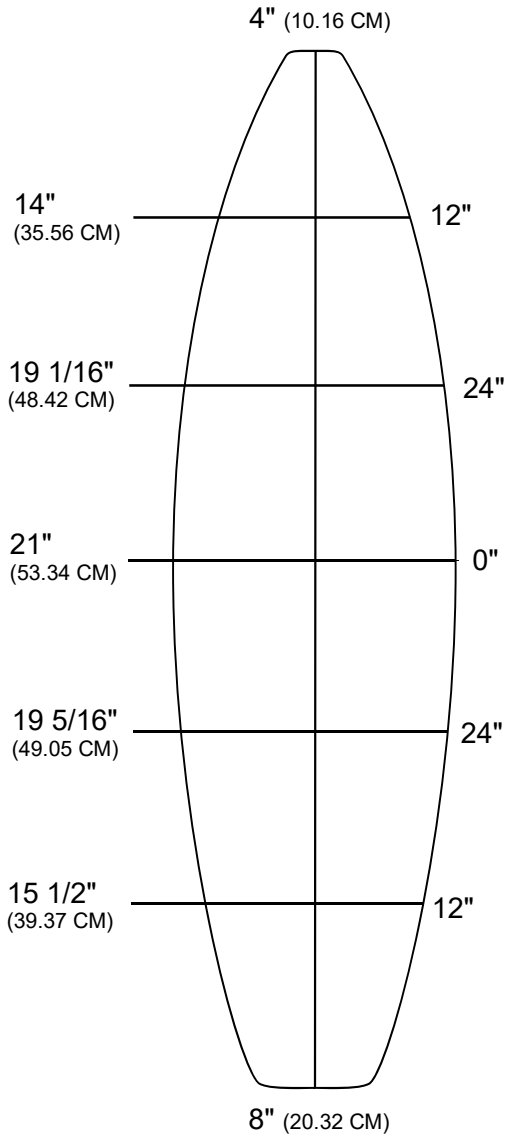
CENTER DECK CROSSECTION VIEW



(RVA)

MILLENNIUM
FOAM  BUILD ON QUALITY
ORDER@MILLENNIUMFOAM.COM
PH: 310.323.5386
TXT: 760.688.6140

6'6"CB



Bottom Length: 6' 5 7/8"
(197.7 CM)

Tip To Tip Deck: 6' 5 3/16"
(196 CM)

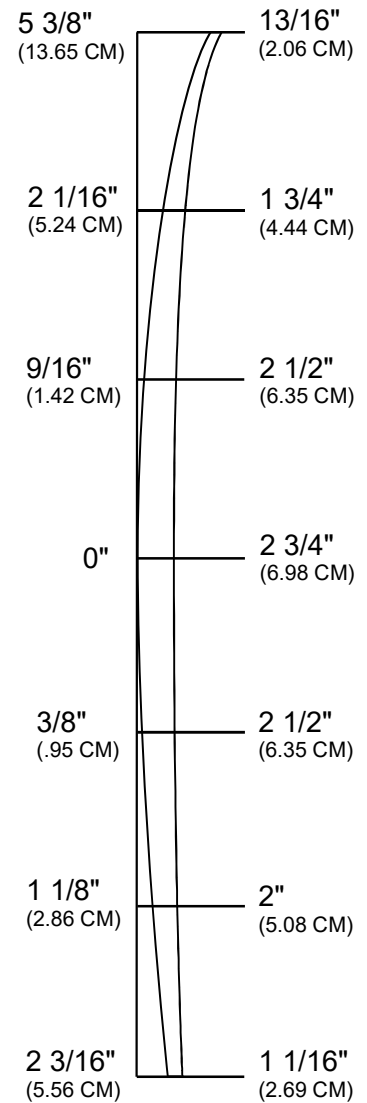
Max Width: 21" (53.34 CM)

Max Thickness: 2 3/4" (6.98 CM)


Shaped By: Chris Borst
December 2006

The third blank in the 'CB' line.
This blank has the handshaper in
mind. Close tolerance and a
balanced general rocker provides
easy shaping

Volume: 39.8 L



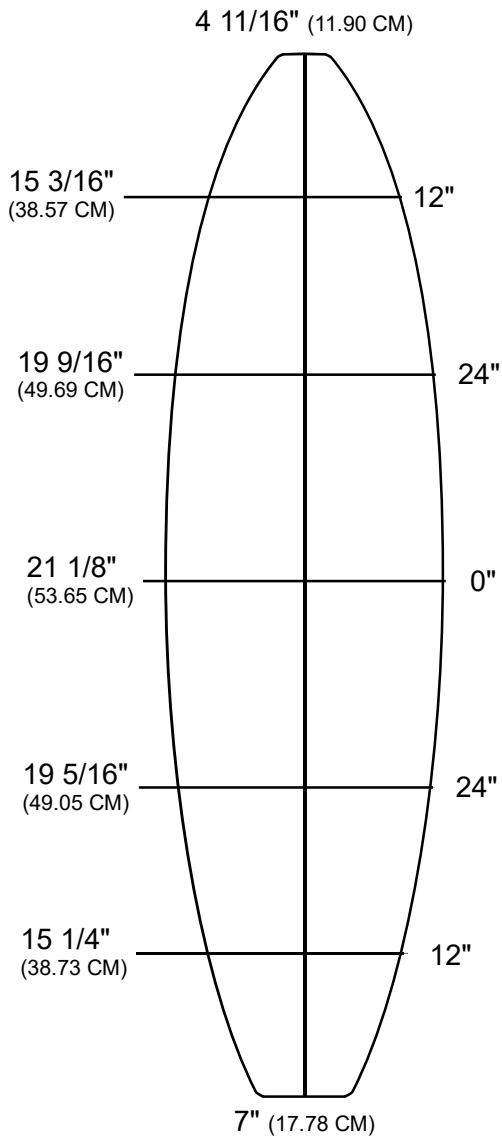
CENTER DECK CROSSECTION VIEW



(RVA)

MILLENNIUM
FOAM ≈ BUILD ON QUALITY
ORDER@MILLENNIUMFOAM.COM
PH: 310.323.5386
TXT: 760.688.6140

6'8"DG



Bottom Length: 6' 8 1/4"
(203.83 CM)

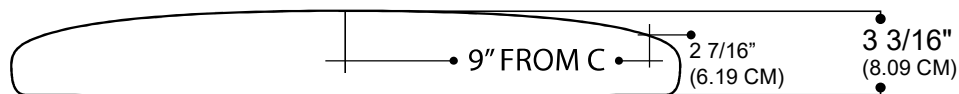
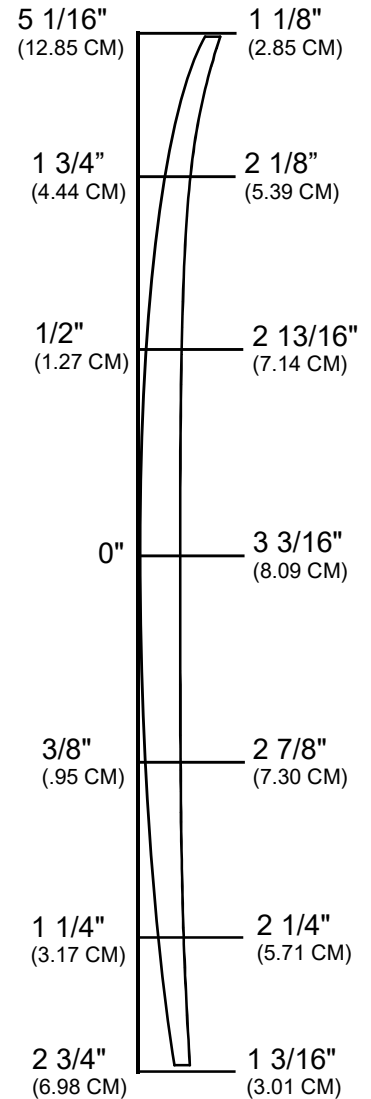
Tip To Tip Deck: 6' 7 11/16"
(202.41 CM)

Max Width: 21 1/8" (53.65 CM)


Max Thickness: 3 3/16" (7.93 CM)

Carries the same design principals as all the other 'DG' Series.
Machine friendly with good proportion out to the rails

Volume: 50.9 L



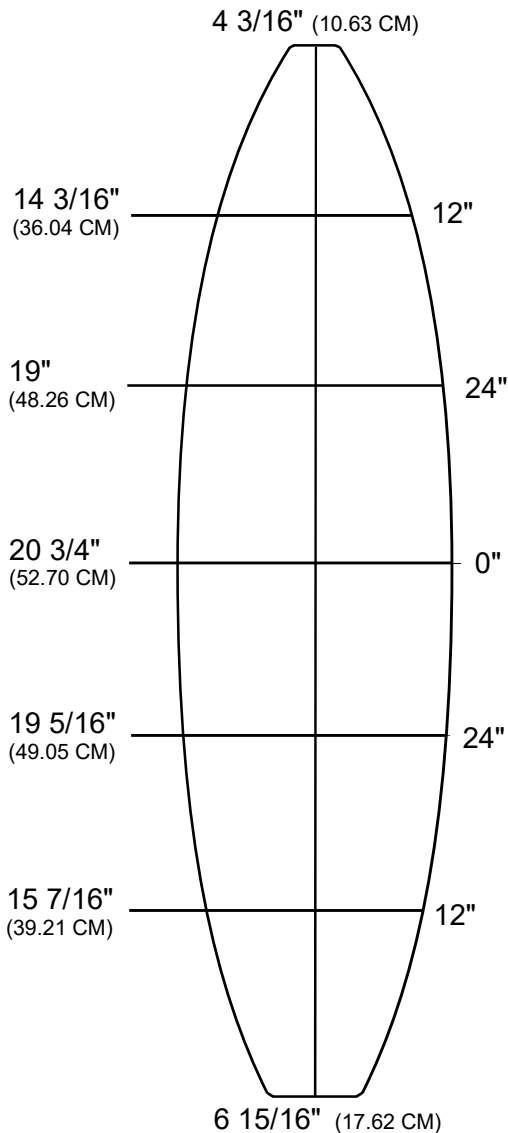
CENTER DECK CROSSECTION VIEW



(RVA)

MILLENNIUM
FOAM  BUILD ON QUALITY
ORDER@MILLENNIUMFOAM.COM
PH: 310.323.5386
TXT: 760.688.6140

6'9"CB



Bottom Length: 6' 8 3/8"
(204.20 CM)

Tip To Tip Deck: 6' 7 1/2"
(201.9 CM)

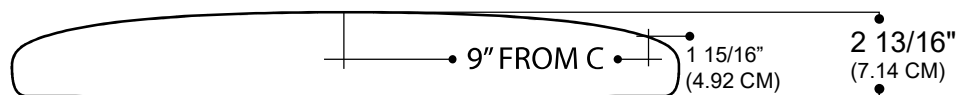
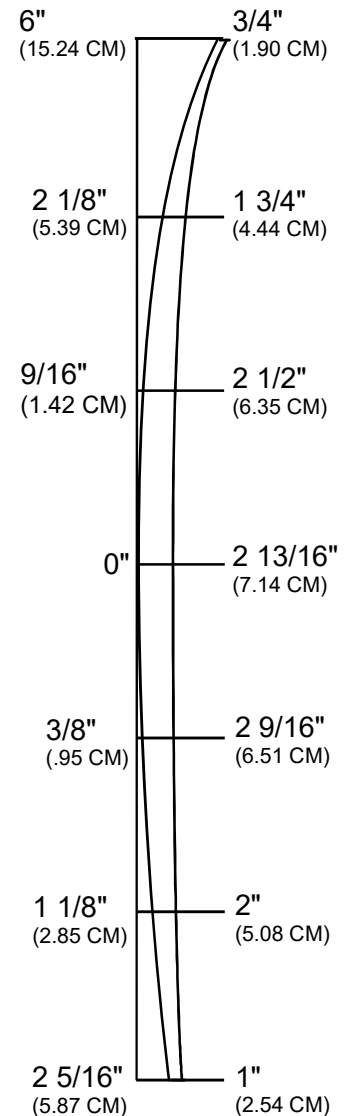
Max Width: 20 3/4" (52.70 CM)

Max Thickness: 2 13/16" (7.14 cm)


Shaped By: Chris Borst
December 2006

The 69CB is the largest of the 'CB' line of close tolerance shortboard blanks. Thin and foiled out. A quick shaping blank for handshapers

Volume: 41.1 L



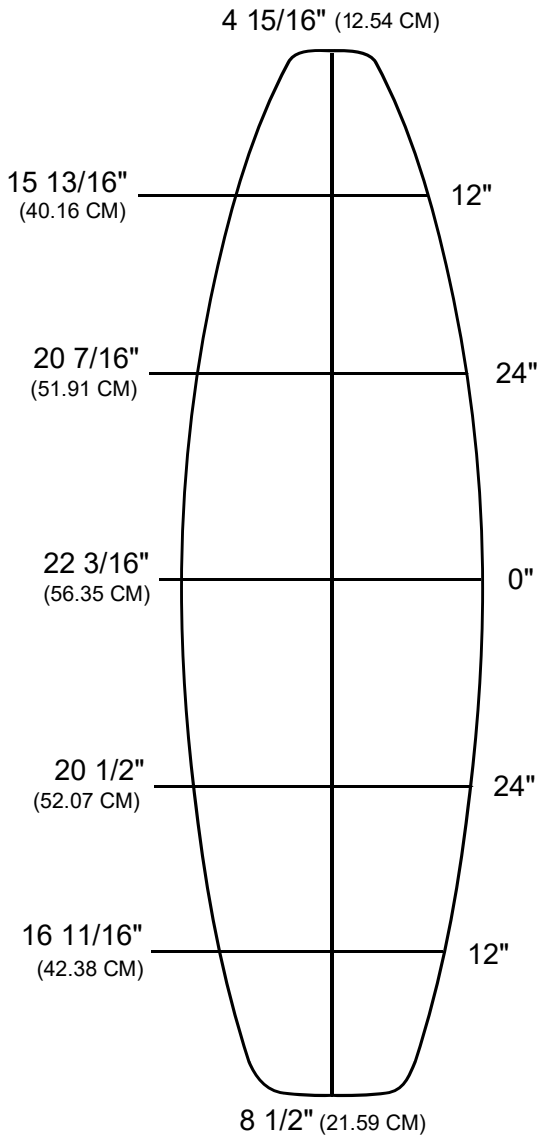
CENTER DECK CROSSECTION VIEW



(RVA)

MILLENNIUM
FOAM  BUILD ON QUALITY
ORDER@MILLENNIUMFOAM.COM
PH: 310.323.5386
TXT: 760.688.6140

6'9"A



Bottom Length: $6' 9 \frac{11}{16}$ "
(207.49 CM)

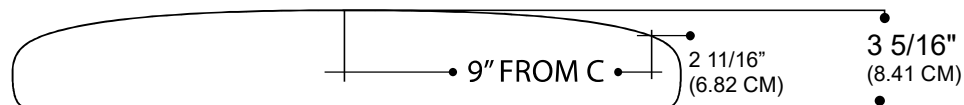
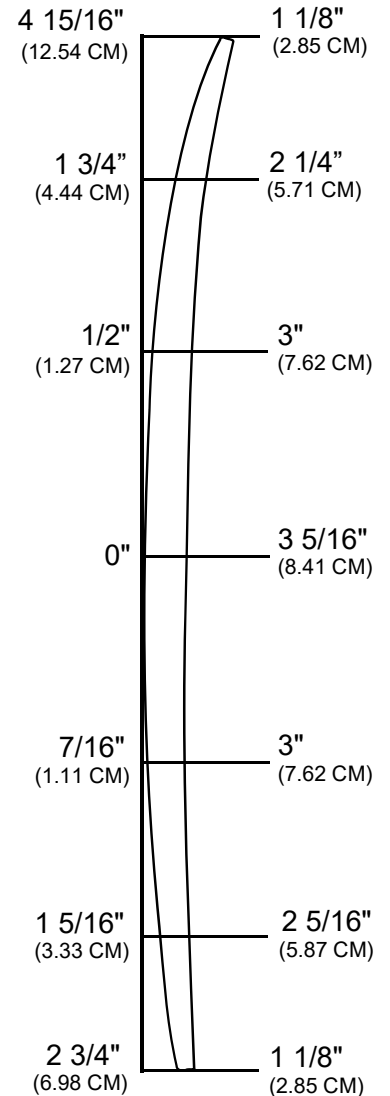
Tip To Tip Deck: $6' 9"$
(205.74 CM)

Max Width: $22 \frac{3}{16}$ " (56.35 CM)


Max Thickness: $3 \frac{5}{16}$ " (8.25 CM)

This blank is a redesigned version of the 68DG. The width in the last half has been increased almost 1". More volume has been added to the rail bands. Both of those adjustments make this blank even more suited to the wider, thicker railed short boards designs that are common now.

Volume: 57.5 L



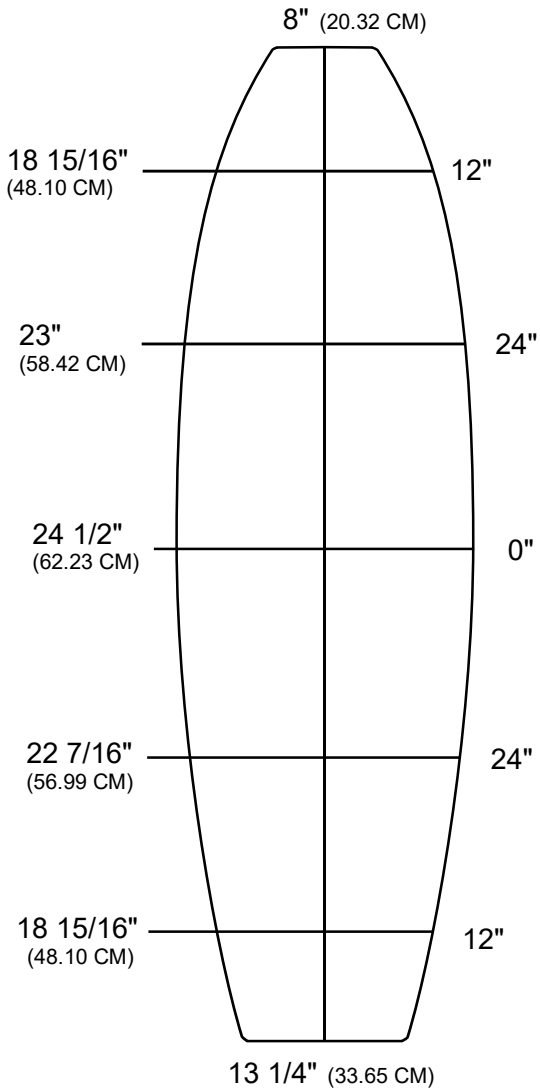
CENTER DECK CROSSECTION VIEW



(RVJ)

MILLENNIUM
FOAM  BUILD ON QUALITY
ORDER@MILLENNIUMFOAM.COM
PH: 310.323.5386
TXT: 760.688.6140

6'10"M



Bottom Length: 6' 10 1/2"
(209.5 CM)

Tip To Tip Deck: 6' 10" (208.3 CM)

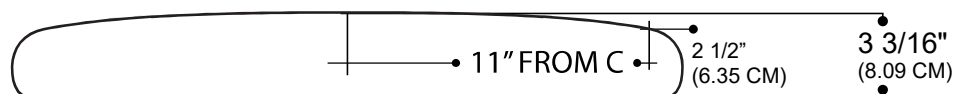
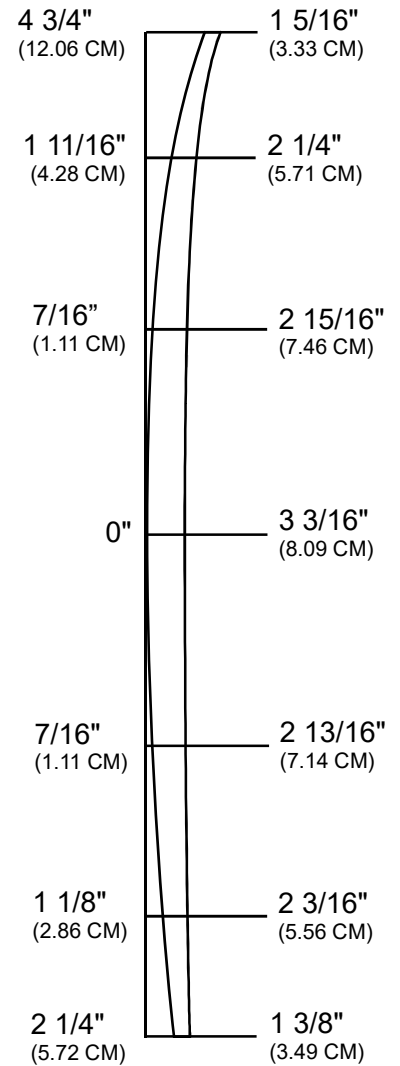
Max Width: 24 1/2" (62.23 CM)

Max Thickness: 3 3/16" (7.94 CM)


Shaped By: Bob Mitsven
September 2006

The 610M is a compliment to the much larger 611F. This blank has a thinner profile and is a balane from the overly thick 611F. Hand-shape friendly

Volume: 66.02 L



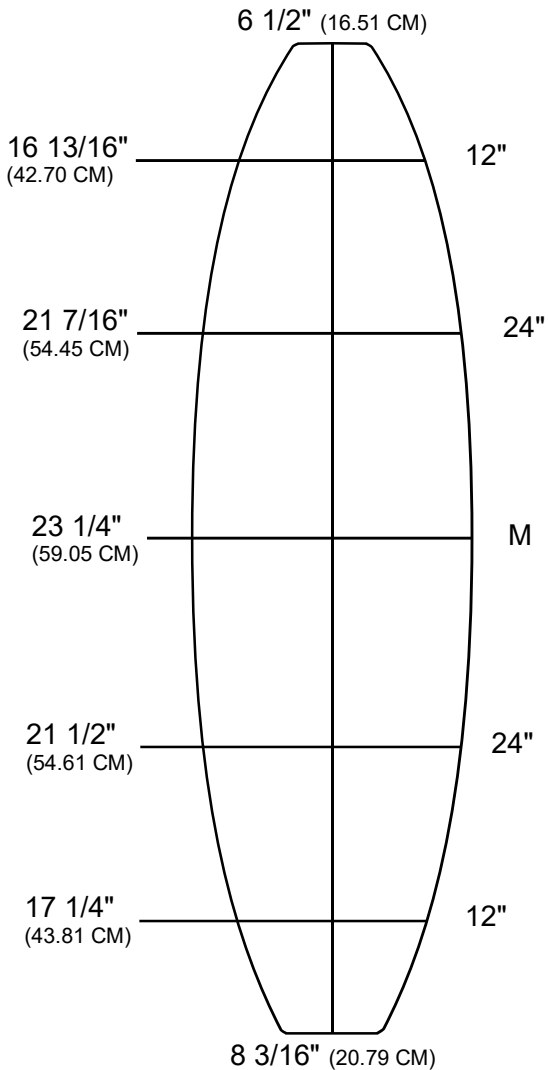
CENTER DECK CROSSECTION VIEW



(RVJ)

MILLENNIUM
FOAM  BUILD ON QUALITY
ORDER@MILLENNIUMFOAM.COM
PH: 310.323.5386
TXT: 760.688.6140

6'11" M



Bottom Length: 6' 11 1/8"
(211.14 CM)

Tip To Tip Deck: 6' 10"
(208.28 CM)

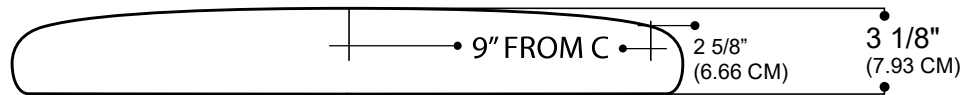
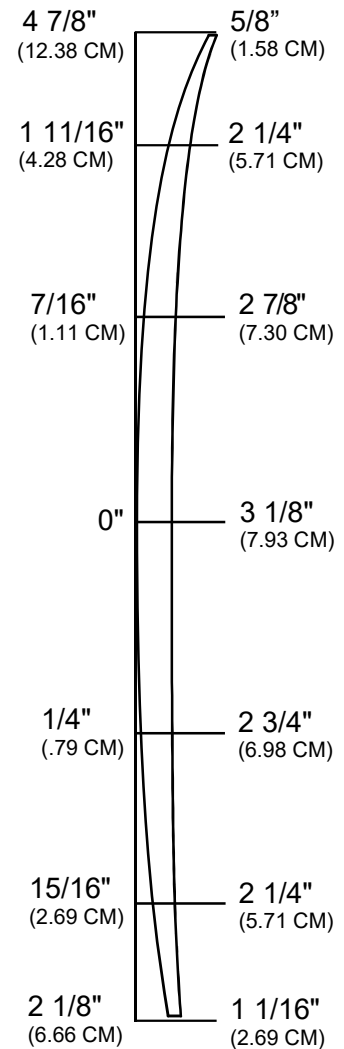
Max Width: 23 1/4" (59.05 CM)

Max Thickness: 3 1/8" (7.62 CM)


Shaped By: Bob Mitsven
August 2006

This blank was developed with
the old Clark Foam 611R in mind.
Added width, and rail volume
make this an ideal blank for
bigger shortboards and hybrids.

Volume: 57.39 L



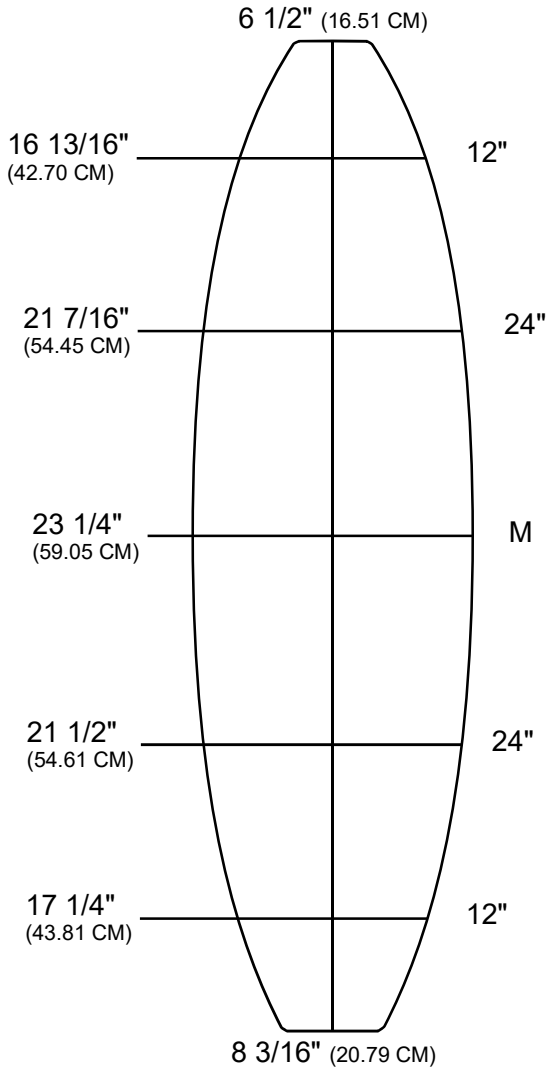
CENTER DECK CROSSECTION VIEW



(RVA)

MILLENNIUM
FOAM  BUILD ON QUALITY
ORDER@MILLENNIUMFOAM.COM
PH: 310.323.5386
TXT: 760.688.6140

6'11"MT



Bottom Length: 6' 11 1/8"
(211.14 CM)

Tip To Tip Deck: 6' 10"
(208.28 CM)

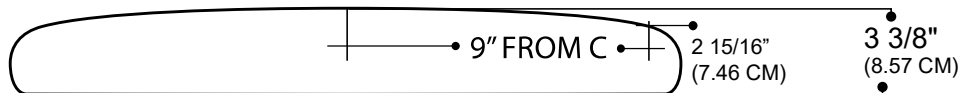
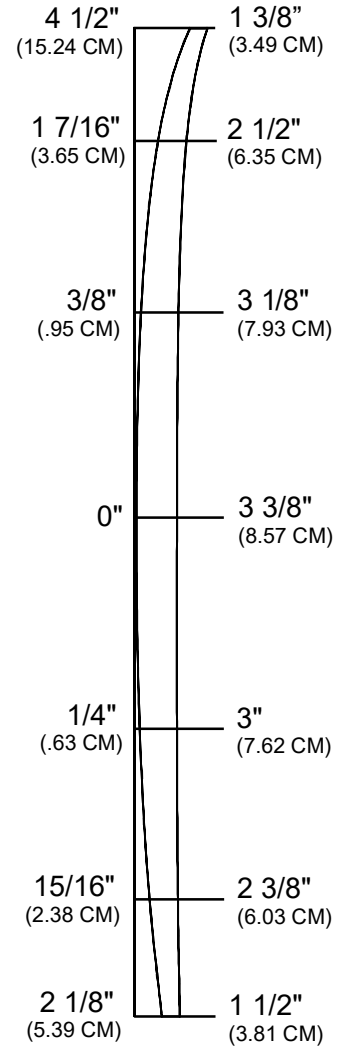
Max Width: 23 1/4" (59.05 CM)

Max Thickness: 3 3/8" (8.57 CM)


Shaped By: Bob Mitsven
August 2006

This blank is a thicker version of the 611M. With +3/8" of thickness. This blank hits the middle ground between a step up with width and a full fish. Along with the thickness, we adjusted the rocker to a relaxed natural. More suited to what boards this blank will be generally used for

Volume: 68 L



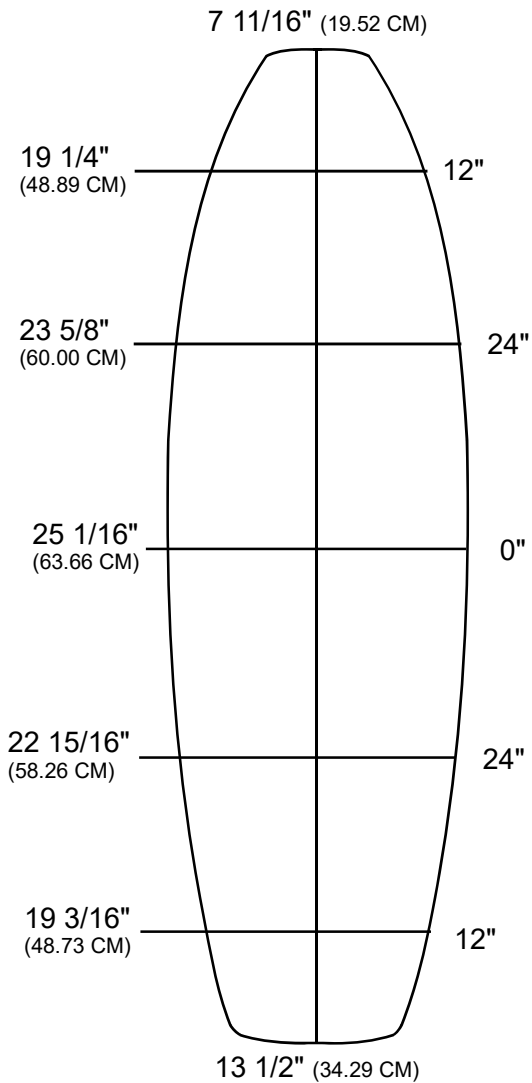
CENTER DECK CROSSECTION VIEW



(RVJ)

MILLENNIUM
FOAM  BUILD ON QUALITY
ORDER@MILLENNIUMFOAM.COM
PH: 310.323.5386
TXT: 760.688.6140

6'11"F



Bottom Length: 6' 10 1/4"
(208.91 CM)

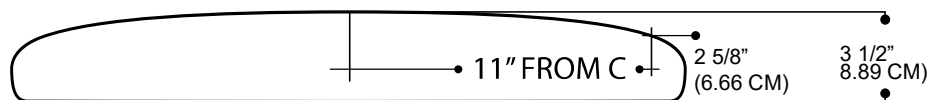
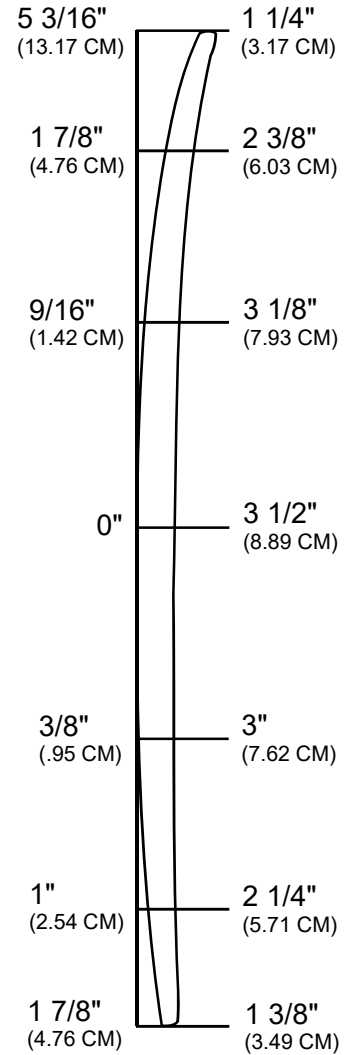
Tip To Tip Deck: 6' 9 1/8"
(206.06 CM)

Max Width: 25 1/16" (63.66 CM)


Max Thickness: 3 1/2" (8.89 CM)

Designed for larger and fuller sized fish. Thickness is pushed out to the rail for maximized versatility.

Volume: 70.7 L



CENTER DECK CROSSECTION VIEW



MILLENNIUM

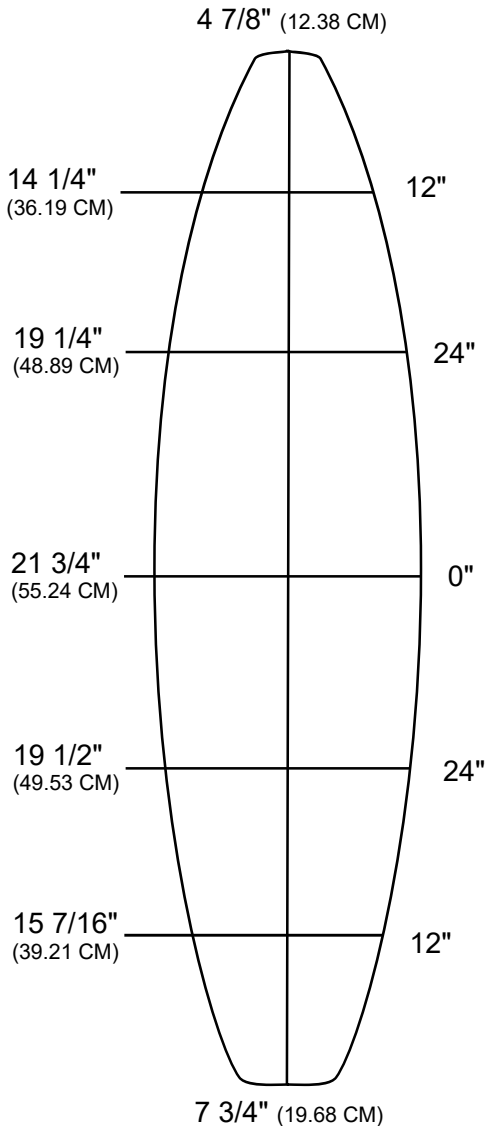
FOAM  BUILD ON QUALITY

ORDER@MILLENNIUMFOAM.COM

PH: 310.323.5386

TXT: 760.688.6140

7'1"DG



Bottom Length: 7' 1 1/2"
(217.2 CM)

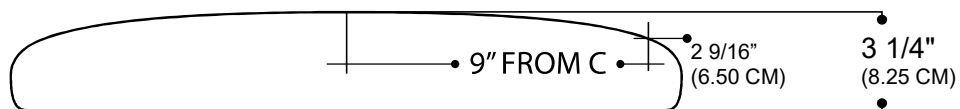
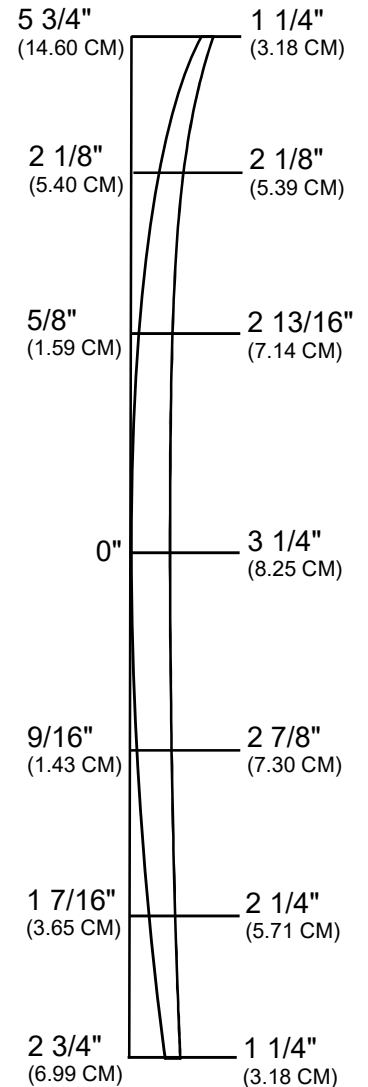
Tip To Tip Deck: 7' 0" (213.4 CM)

Max Width: 21 3/4" (55.24 CM)


Max Thickness: 3 1/4"
(8.25 CM)

General blank geared towards
step-ups and larger shortboards.
Takes rocker adjustments well
and maintains good thickness
flow.

Volume: 56.0 L



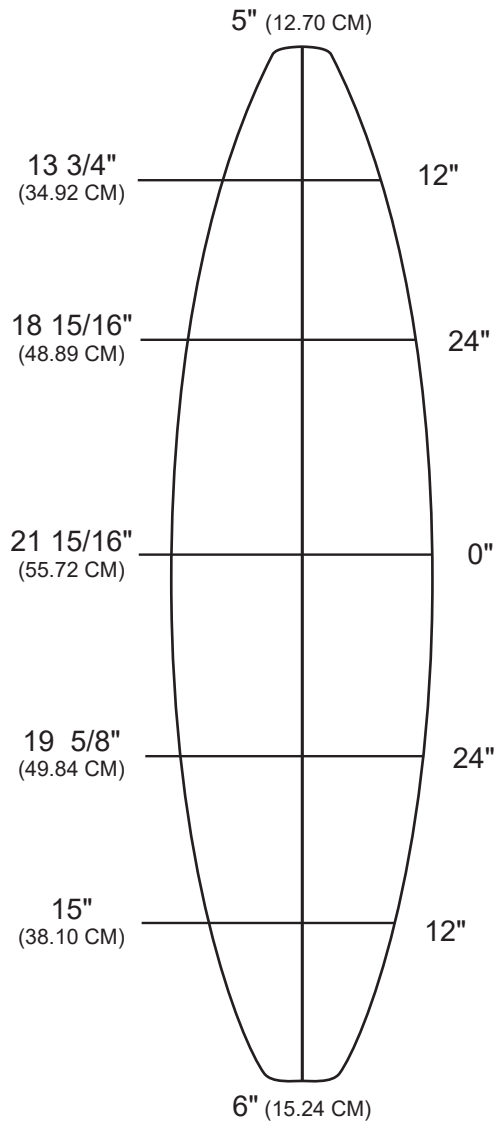
CENTER DECK CROSSECTION VIEW



(RVA)

MILLENNIUM
FOAM  BUILD ON QUALITY
ORDER@MILLENNIUMFOAM.COM
PH: 310.323.5386
TXT: 760.688.6140

7'3"DG



Bottom Length: 7' 4 1/4"
(224.2 CM)

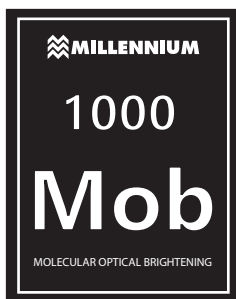
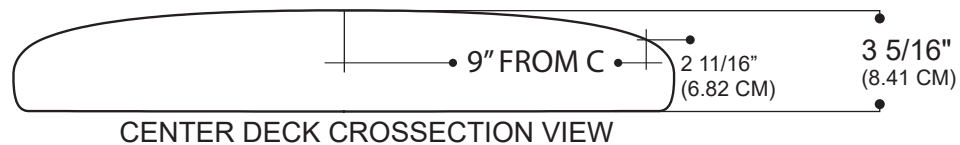
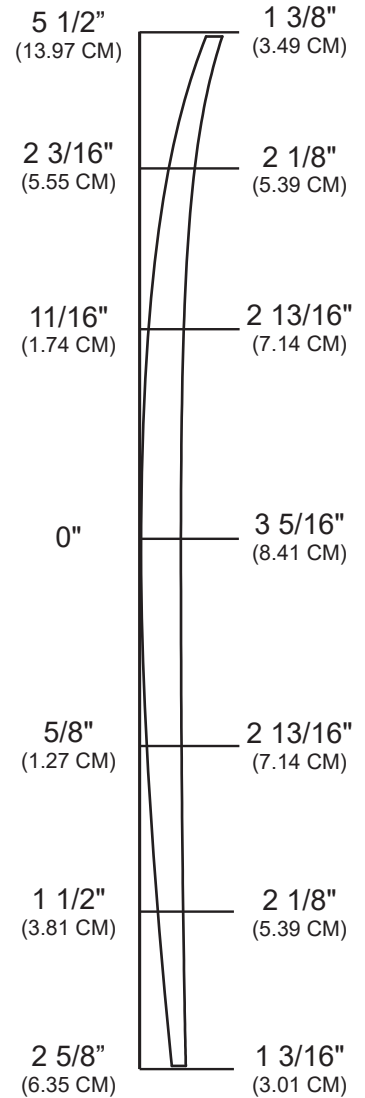
Tip To Tip Deck: 7' 3 1/4"
(221.6 CM)

Max Width: 21 1/2" (55.72 CM)

Max Thickness: 3 5/16" (8.41 CM)

Larger version of 71DG. Deck profile works well with machine cutting.

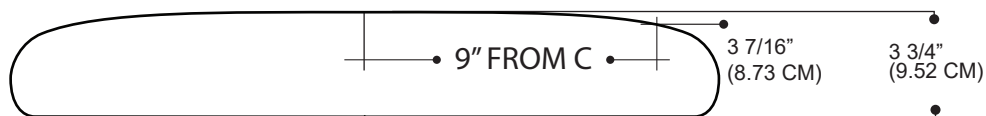
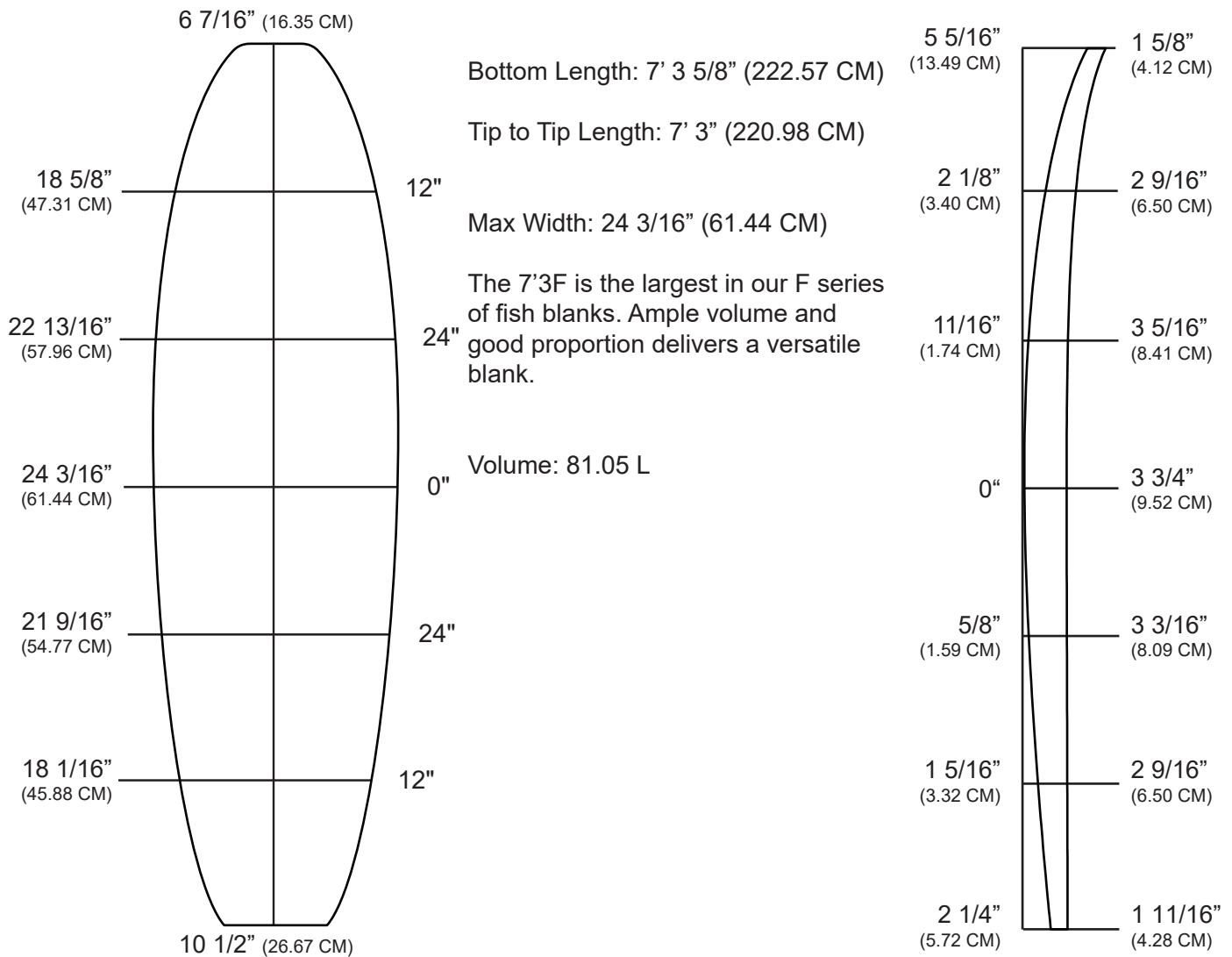
Volume: 60.5 L



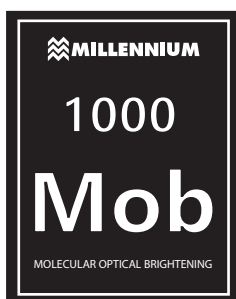
(RVA)

MILLENNIUM
FOAM  BUILD ON QUALITY
ORDER@MILLENNIUMFOAM.COM
PH: 310.323.5386
TXT: 760.688.6140

7'3"F



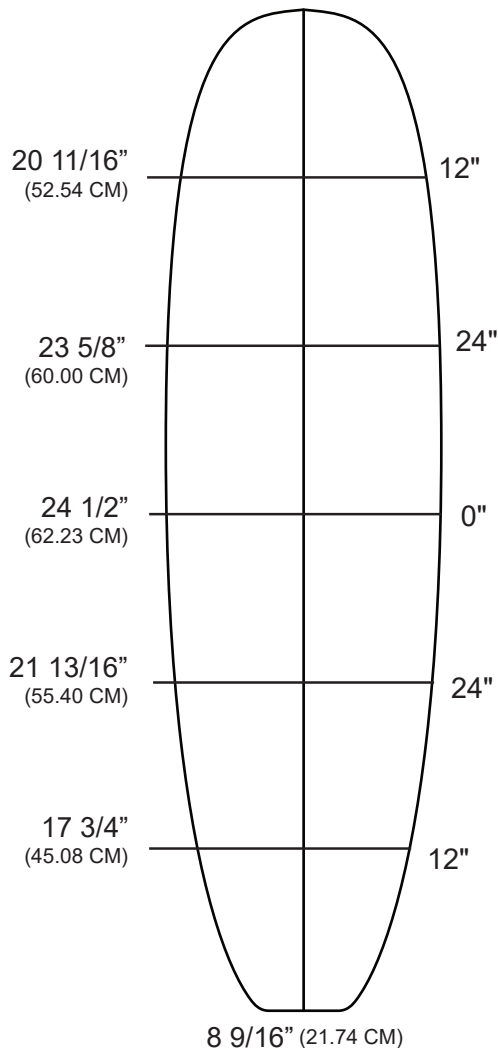
CENTER DECK SCALE CROSSSECTION



(RVA)

MILLENNIUM
FOAM  BUILD ON QUALITY
ORDER@MILLENNIUMFOAM.COM
PH: 310.323.5386
TXT: 760.688.6140

7'4"P



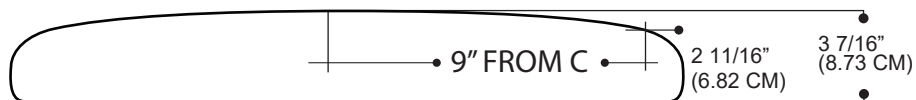
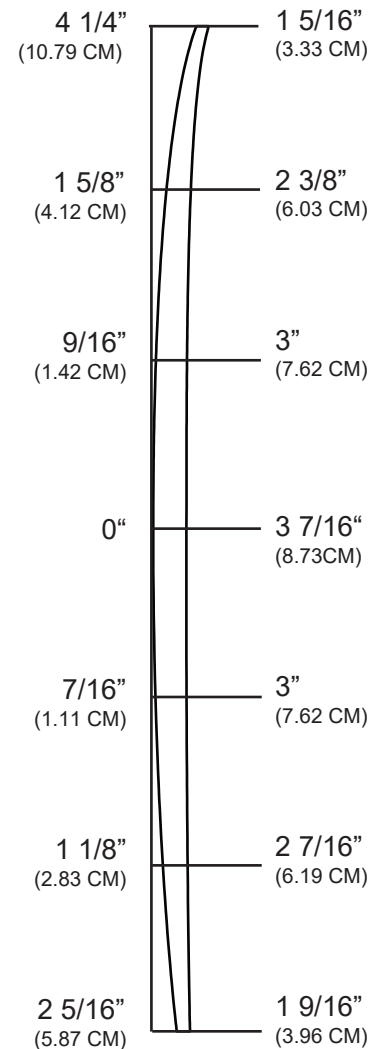
Bottom Length: 7' 5 1/2" (223.33 CM)

Tip To Tip Length: 7' 5" (213.36 CM)


Max Width: 24 1/2" (62.33 CM)

The 74P is the smaller version of our popular 79P and 84P. Suited for mini longboard and wider surfboard shapes. General rocker outline and easy to shape rail band profile.

Volume: 78.98 L



CENTER DECK SCALE CROSSECTION



MILLENNIUM

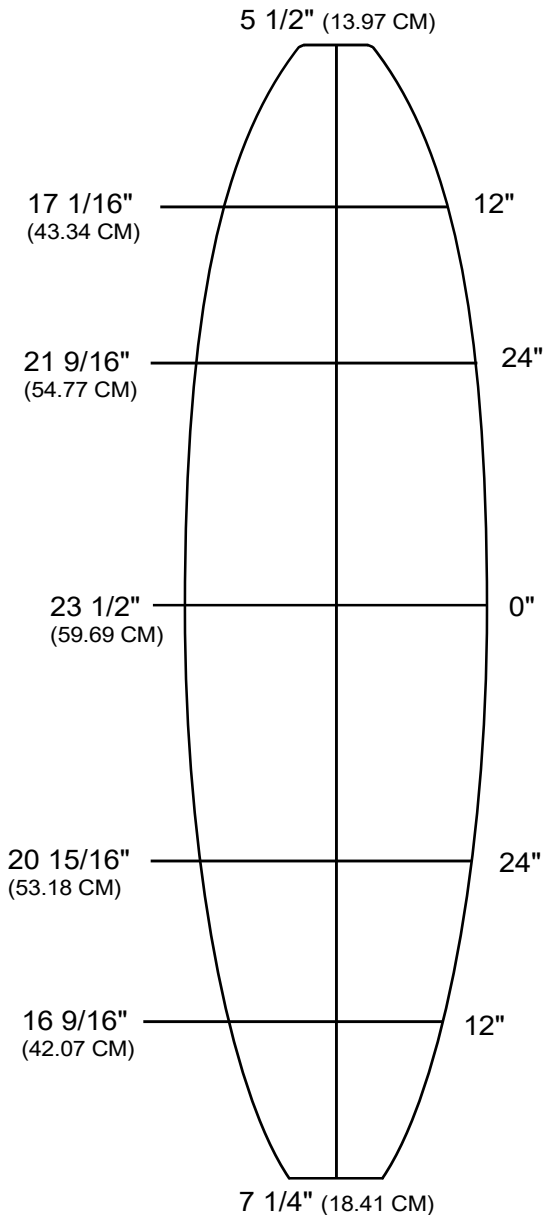
FOAM  BUILD ON QUALITY

ORDER@MILLENNIUMFOAM.COM

PH: 310.323.5386

TXT: 760.688.6140

7'5"HS



Bottom Length: 7' 4 7/8"
(225.74 CM)

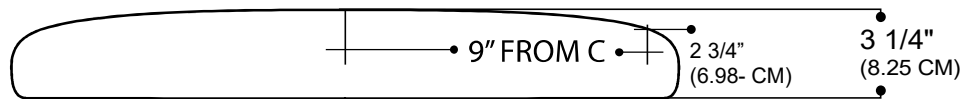
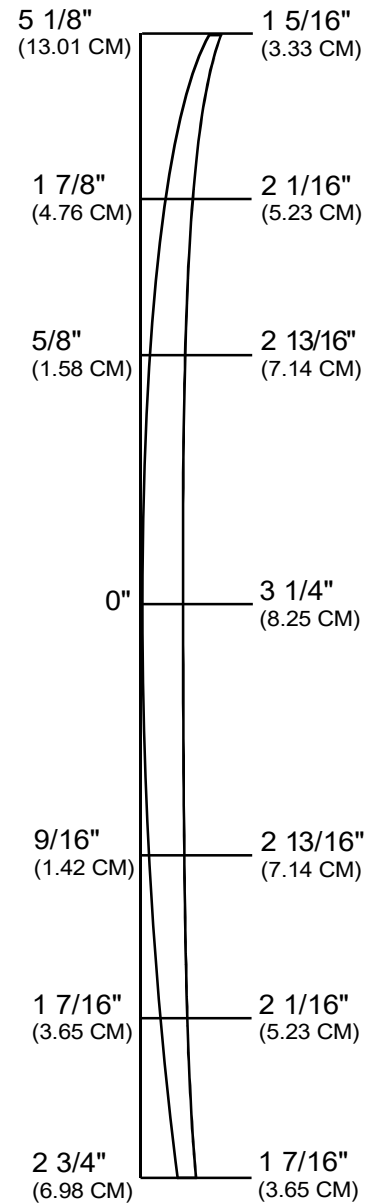
Tip To Tip Deck: 7' 4" (223.52 CM)

Max Width: 23 1/2" (59.69 CM)


Max Thickness: 3 1/4" (8.25 CM)

The 75HS is well suited for eggs and hybrids. Blank proportion has been proven to work well for machine usage but also with handshapers.

Volume: 65.94 L



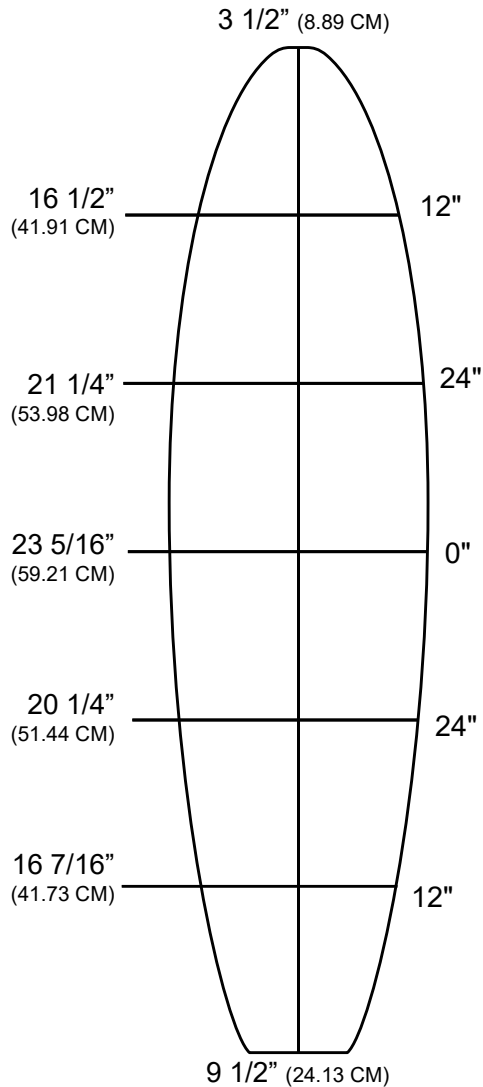
CENTER DECK CROSSECTION VIEW



(RVJ)

MILLENNIUM
FOAM ≈ BUILD ON QUALITY
ORDER@MILLENNIUMFOAM.COM
PH: 310.323.5386
TXT: 760.688.6140

7'7"B



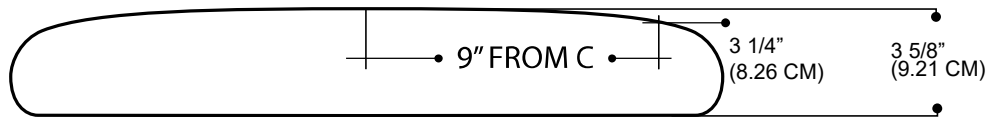
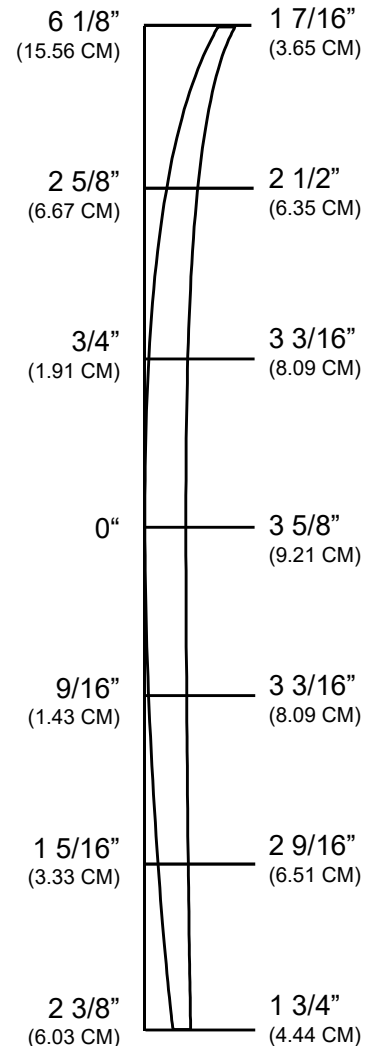
Bottom Length: 7' 7 5/16"
(231.94 CM)

Tip To Tip Length: 7' 6 7/16"
(229.71 CM)


Max Width: 23 5/16" (59.71 CM)

The 77B meets the need for longer big-guy shortboards and retro style mid-length shapes. The natural rocker while semi-progressive can be adjusted for a relaxed rocker profile. Like all millennium blanks, the volume is placed to maximize width and thickness.

Volume: 76.5 L

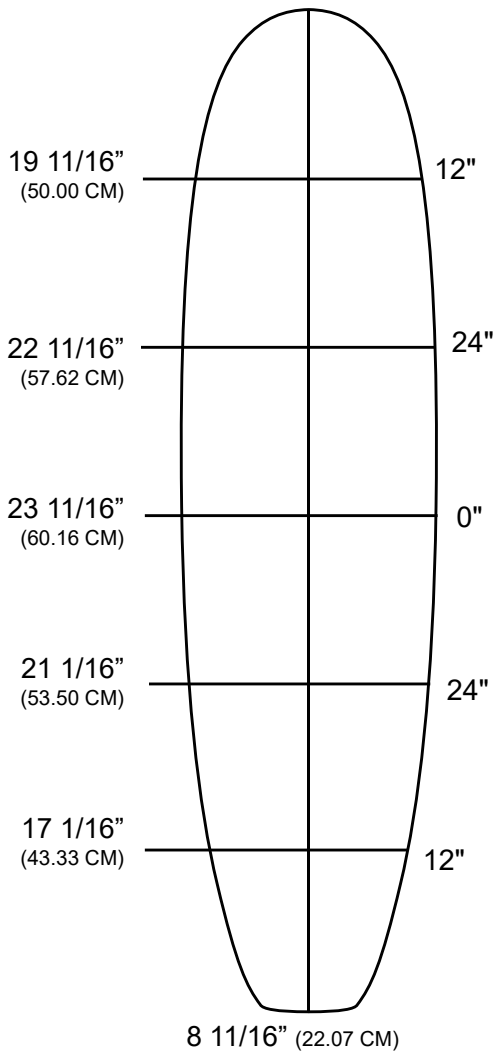


CENTER DECK SCALE CROSSECTION



MILLENNIUM
FOAM  BUILD ON QUALITY
ORDER@MILLENNIUMFOAM.COM
PH: 310.323.5386
TXT: 760.688.6140

7'9"P



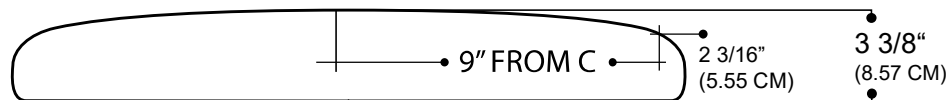
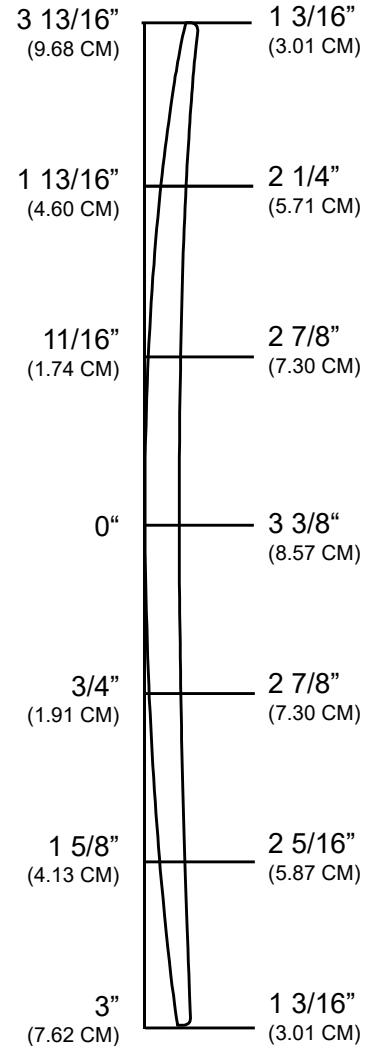
Bottom Length: 7' 9" (236.22 CM)

Tip to Tip Length: 7' 9 3/8" (237.17 CM)


Max Width: 23 11/16" (60.16 CM)

The 79P has been built for mini longboards and funshapes. The deck is mildly crowned and takes rocker adjustment well. For a version with more thickness, see the 79PT. Same outline, more thickness.

Volume: 73 L



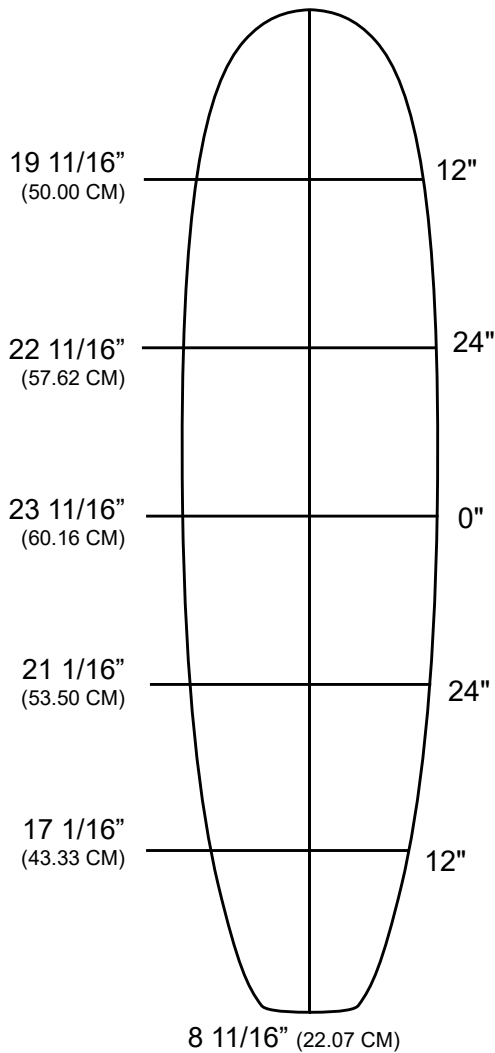
CENTER DECK SCALE CROSSECTION



(RVA)

MILLENNIUM
FOAM  BUILD ON QUALITY
ORDER@MILLENNIUMFOAM.COM
PH: 310.323.5386
TXT: 760.688.6140

7'9"PT



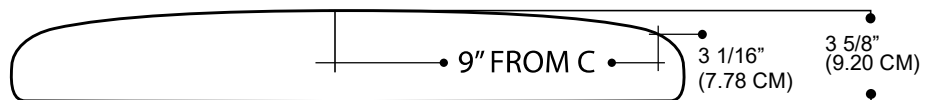
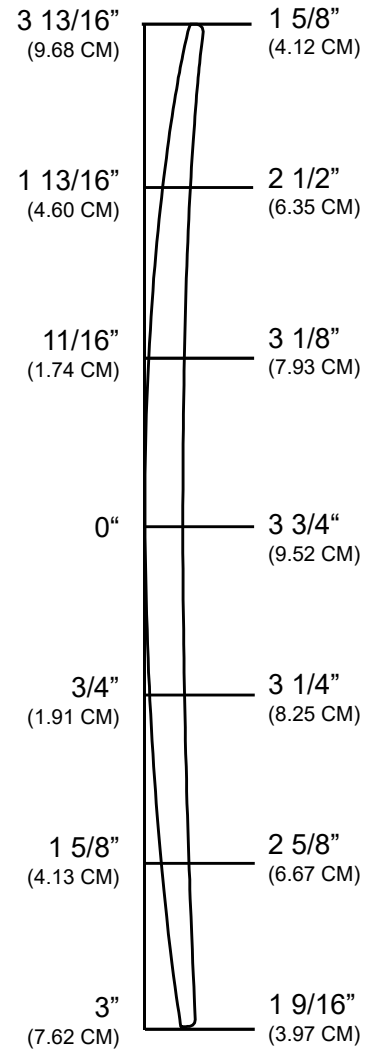
Bottom Length: 7' 9" (236.22 CM)

Tip To Tip Length: 7' 9 3/8" (237.17 CM)


MAX WIDTH: 23 11/16" (60.16 CM)

The 79PT is a 1/4" thicker version of the 79P. Although thicker, it still has a profile suited for handshaping when thickness is required. The added thickness works well for machine cutters.

Volume: 85 L



CENTER DECK SCALE CROSSSECTION



(RVA)

MILLENNIUM

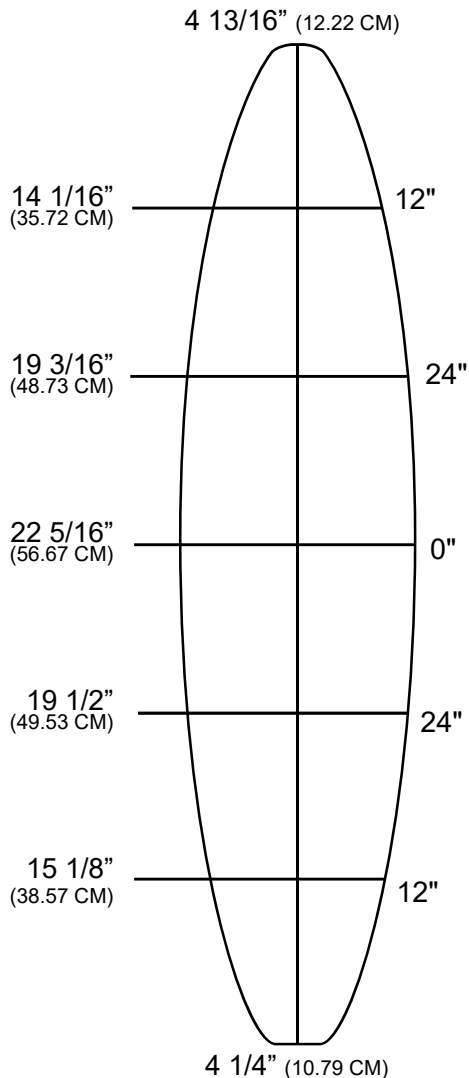
FOAM  BUILD ON QUALITY

ORDER@MILLENNIUMFOAM.COM

PH: 310.323.5386

TXT: 760.688.6140

7'10"DG



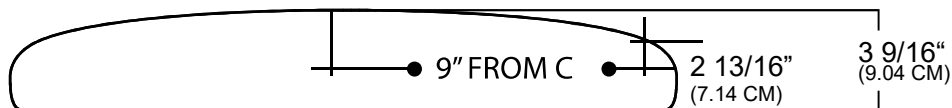
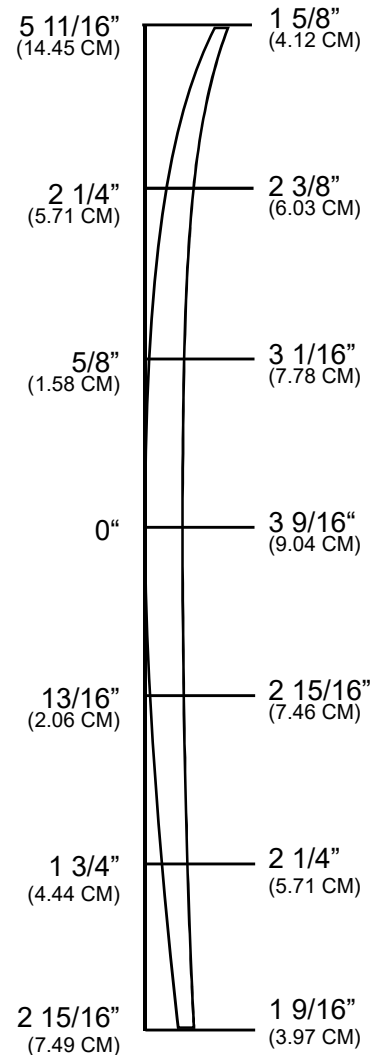
Bottom Length: 7' 10 1/4"
(240.03 CM)

Tip To Tip Length: 7' 9 1/2"
(237.49 CM)


Max Width: 22 5/16" (56.67 cm)

The 710DG is a continuation of our very popular "DG" series of machine blanks. Much like the other blanks in the series, the 710DG carries a fuller deck profile all the way to the rail. The natural rocker is well proportioned for the size and should take adjustments well.

Volume: 69.9 L



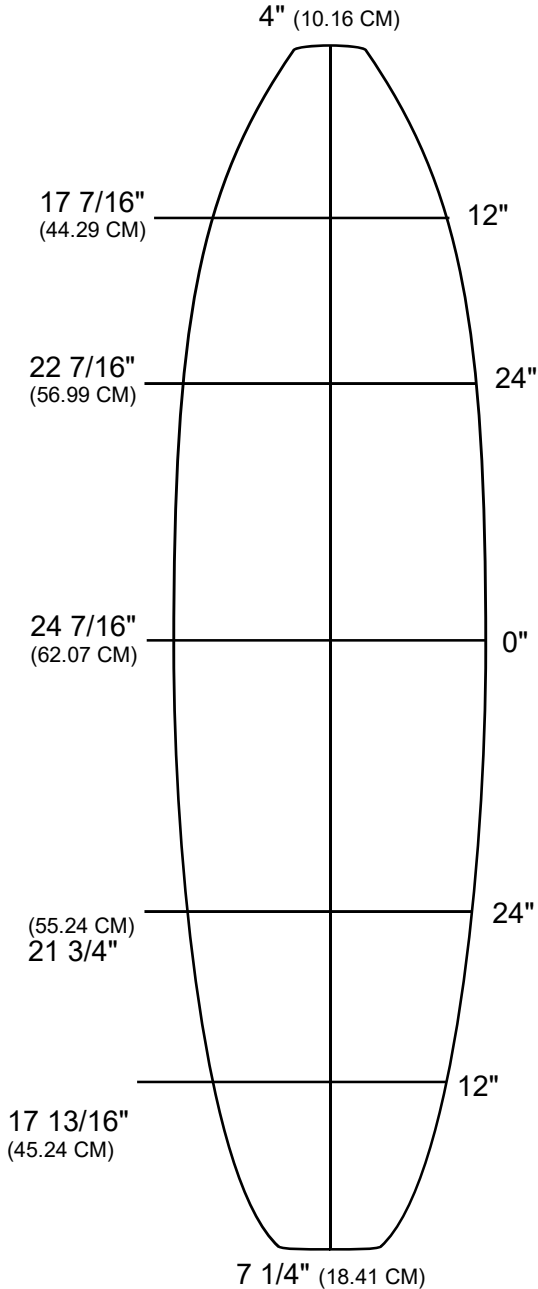
CENTER DECK SCALE CROSSECTION



(RVA)

MILLENNIUM
FOAM  BUILD ON QUALITY
ORDER@MILLENNIUMFOAM.COM
PH: 310.323.5386
TXT: 760.688.6140

7'11"CB



Bottom Length: 7' 11 5/16"
(242.1 CM)

Tip To Tip Deck: 7' 10 7/16"
(239.9 CM)

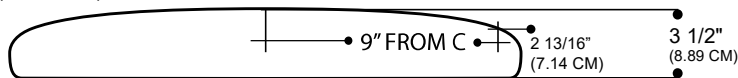
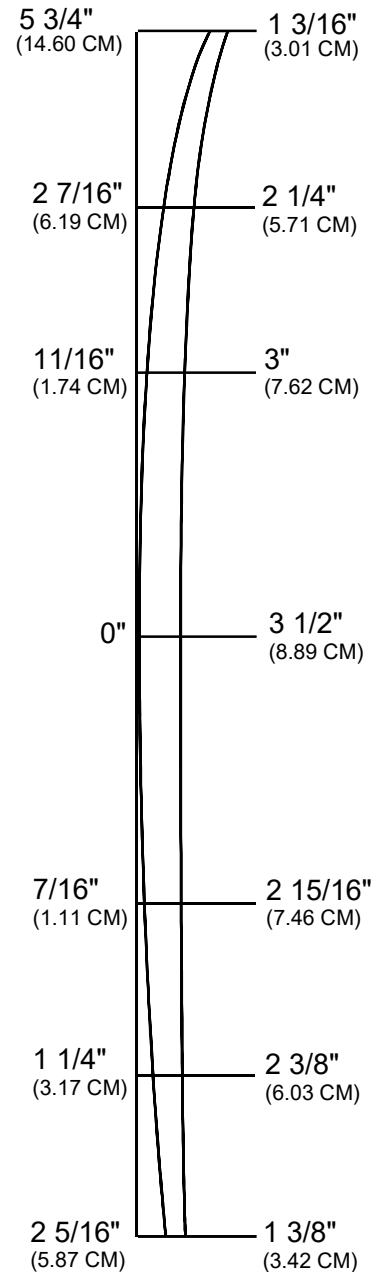
Max Width: 24 7/16" (62.07 CM)

Max Thickness: 3 1/2"
(8.89 CM)


Shaped By: Chris Borst
March 2006

This blank is designed for machine cutting. With general thickness throughout. Blank is well suited for big eggs, hybrids, etc...Original inspiration for this came from the clark foam 711R


Volume: 77.6 L



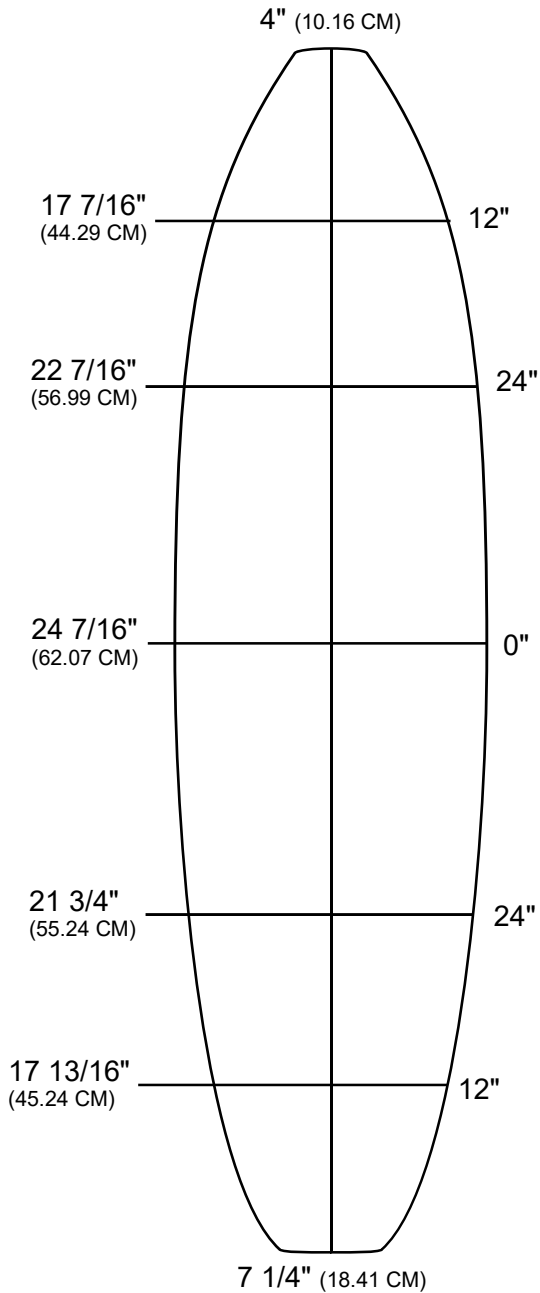
CENTER DECK CROSSECTION VIEW



(RVA)

MILLENNIUM
FOAM  BUILD ON QUALITY
ORDER@MILLENNIUMFOAM.COM
PH: 310.323.5386
TXT: 760.688.6140

7'11"CT



Bottom Length: 7' 11 5/16"
(242.1 CM)

Tip To Tip Deck: 7' 10 7/16"
(239.9 CM)

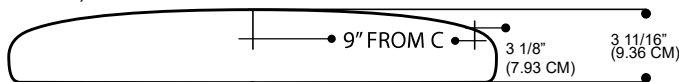
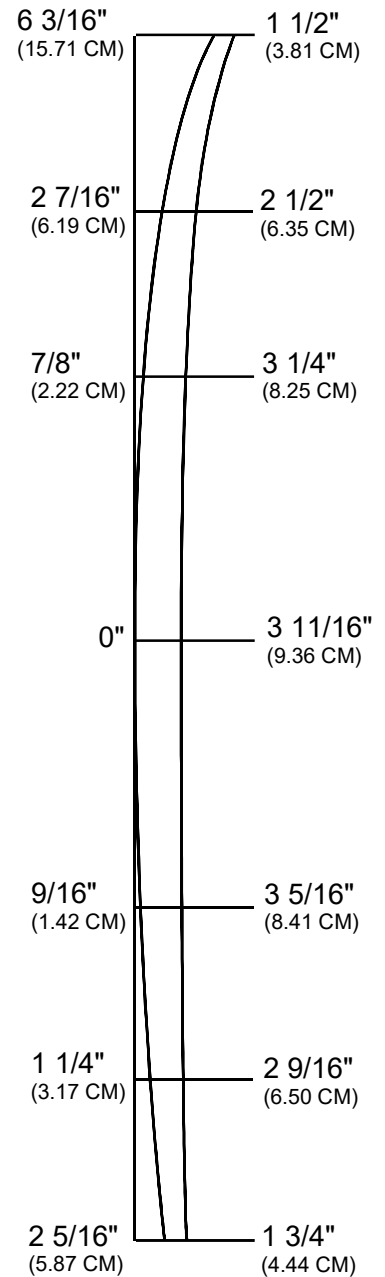
Max Width: 24 7/16" (62.07 CM)

Max Thickness: 3 11/16"
(9.36 CM)


Shaped By: Chris Borst
March 2006

This is a +3/8 version of the 711CB. The thickness is especially usefull in the middle/front 2/3 of the blank. This offers more versatility for shapes that carry more volume under the chest

Volume: 88.2 L



CENTER DECK CROSSECTION VIEW



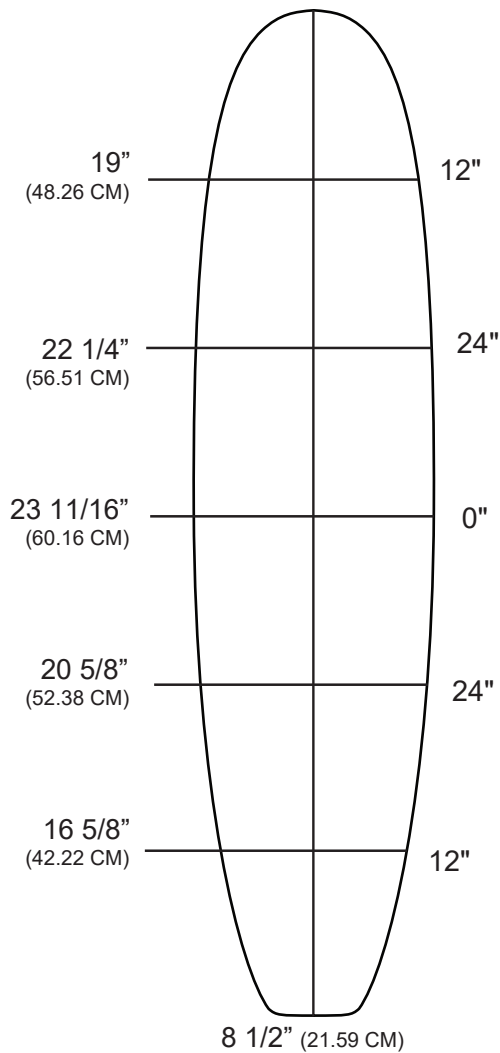
(RVA)

MILLENNIUM
FOAM  BUILD ON QUALITY
ORDER@MILLENNIUMFOAM.COM

PH: 310.323.5386

TXT: 760.688.6140

8'3"



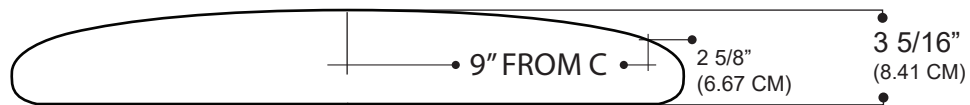
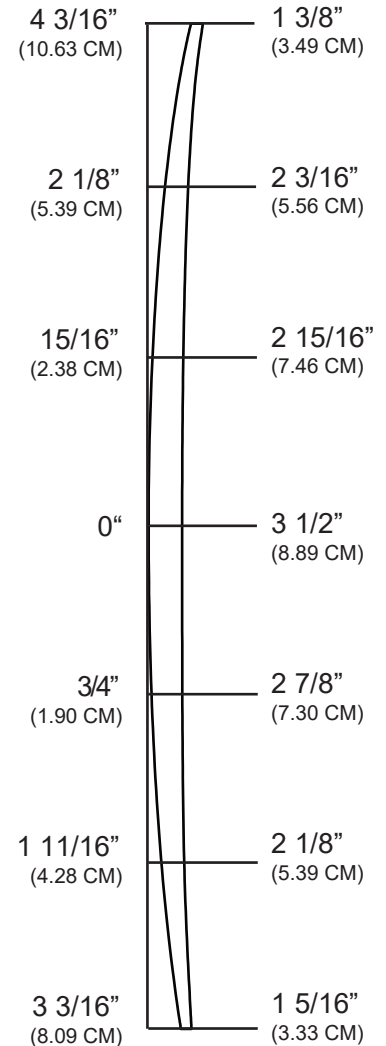
Bottom Length: 8' 3 1/2"
(252.73 CM)

Tip To Tip Length: 8' 3 1/16"
(251.61 CM)

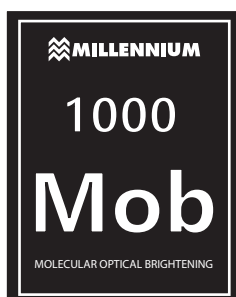
Max Width: 23 11/16" (60.16 CM)

The 83 is more foiled then our other blanks in this size range and type. Able to handle more aggressive rockers. Ideal for the "retro" style mid lengths and hulls.

Volume: 75.90 L



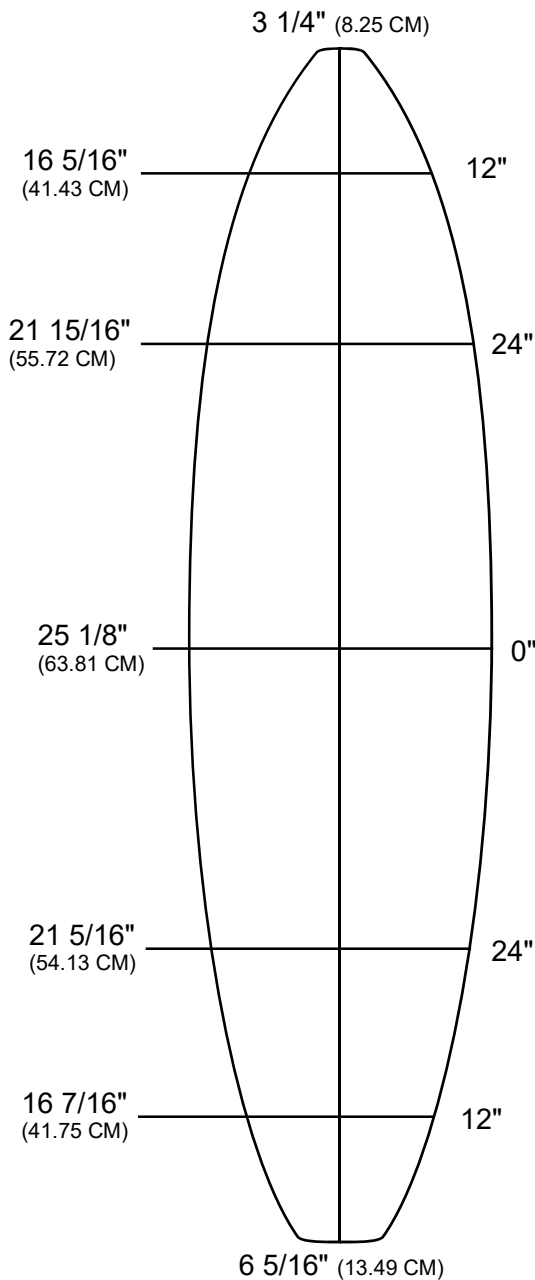
CENTER DECK SCALE CROSSECTION



(RVA)

MILLENNIUM
FOAM  BUILD ON QUALITY
ORDER@MILLENNIUMFOAM.COM
PH: 310.323.5386
TXT: 760.688.6140

8'4"CB



Bottom Length: 8' 4 1/2"
(255.27 CM)

Tip To Tip Deck: 8' 4" (254.0 CM)

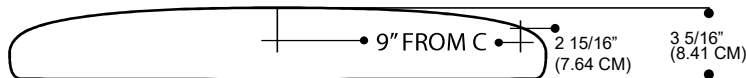
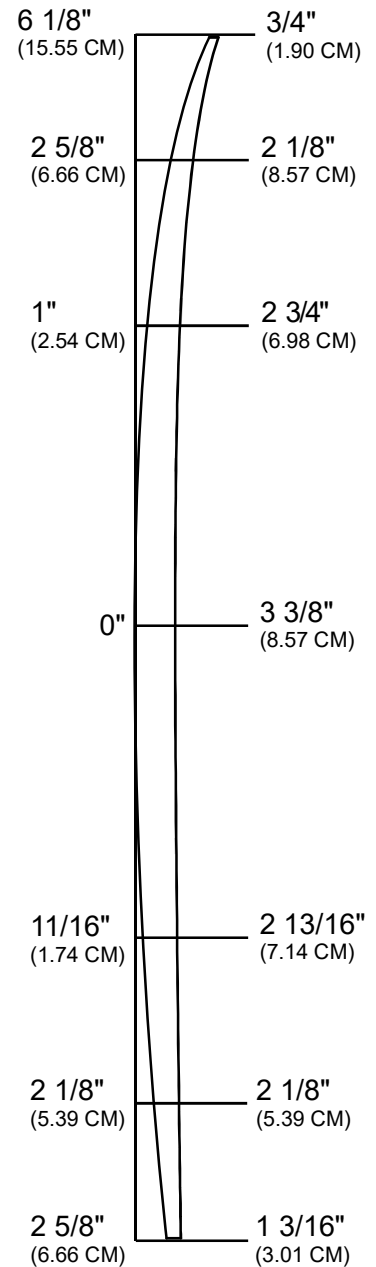
Max Width: 25 1/8" (63.81 CM)

Max Thickness: 3 5/16"
(8.41 CM)


Shaped By: Chris Borst
March 2006

The original inspiration for this blank was the Clark Foam 84R. The profile is modern along with the rocker. Reasonable crown in the deck is ideal for handshapes. Nose is thinned out for easy rocker adjustments.

Volume: 80.4 L



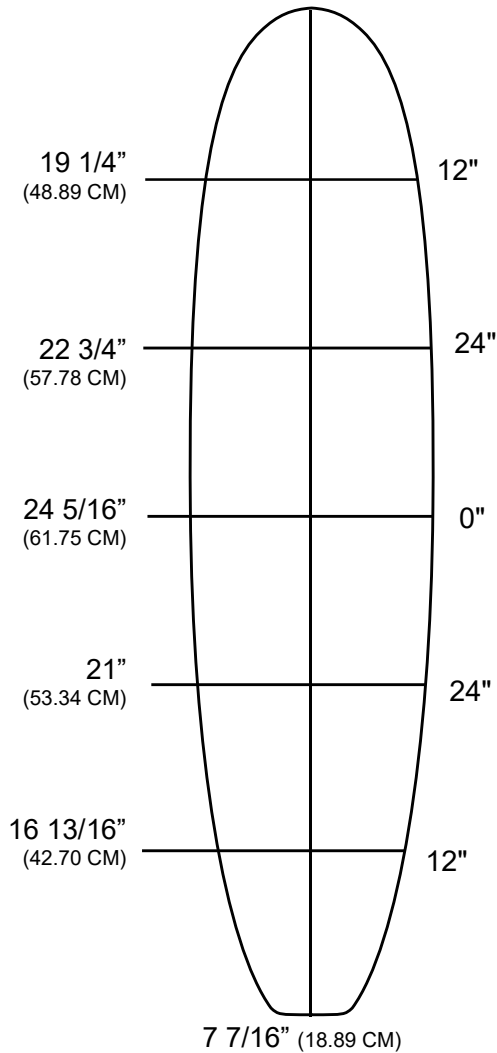
CENTER DECK CROSSECTION VIEW



(RVJ)

MILLENNIUM
FOAM  BUILD ON QUALITY
ORDER@MILLENNIUMFOAM.COM
PH: 310.323.5386
TXT: 760.688.6140

8'4"P



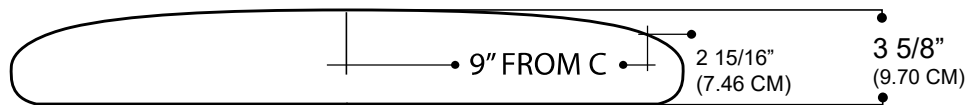
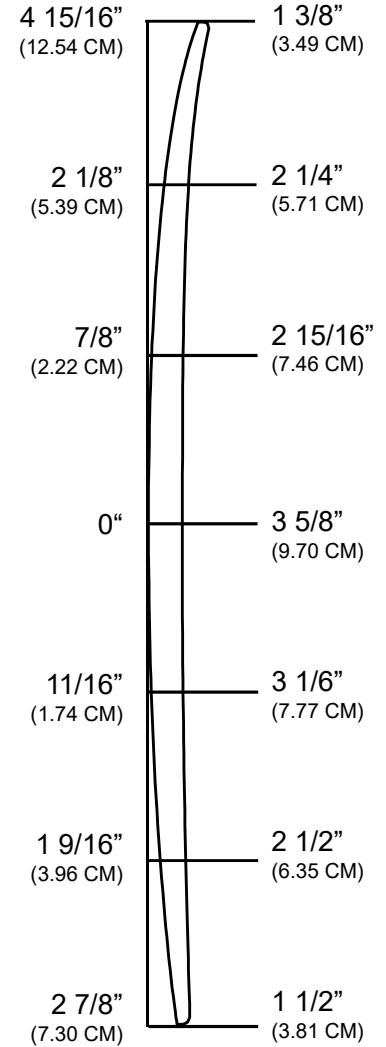
Bottom Length: 8' 5 1/8"
(236.22 CM)

Tip To Tip Length: 8' 4 9/16"
(237.17 CM)


Max Width: 24 5/16" (61.75 CM)

The 84P has been developed as a all-round mini longboard and funshape blank. The rocker is progressive in the nose and can accommodate more hybrid type rocker curves. For a thicker more machine friendly blank, see the 84PT.

Volume: 85 L



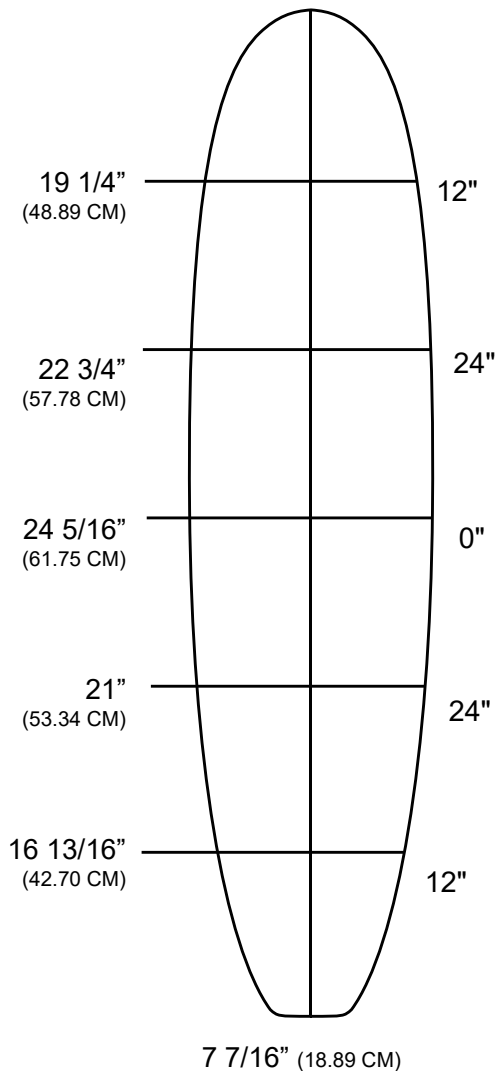
CENTER DECK SCALE CROSSECTION



(RVA)

MILLENNIUM
FOAM  BUILD ON QUALITY
ORDER@MILLENNIUMFOAM.COM
PH: 310.323.5386
TXT: 760.688.6140

8'4"PT



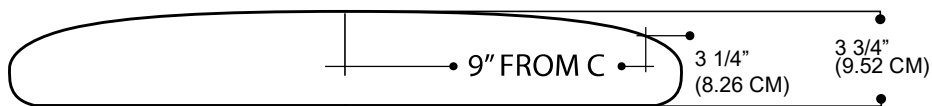
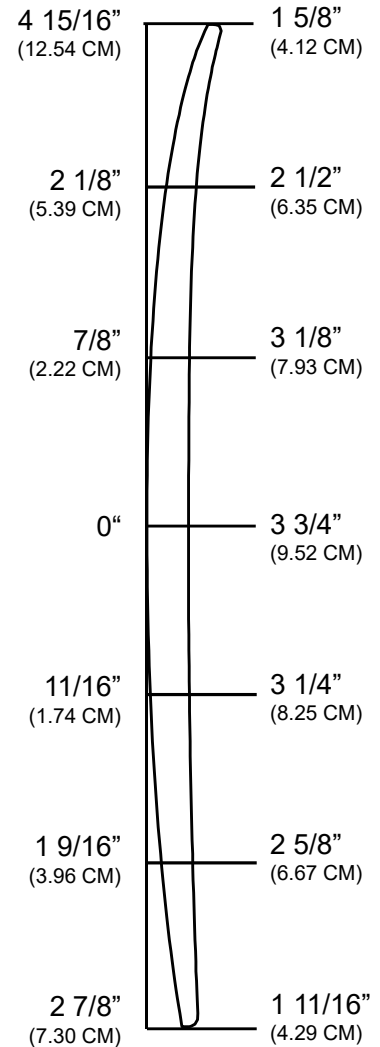
Bottom Length: 8' 5 1/8"
(236.22 CM)

Tip To Tip Length: 8' 4 9/16"
(237.17 CM)


Max Width: 24 5/16" (61.75 CM)

The 84pt this the 84P with 1/4" added thickness. It carries the same profile as the 84P, but provides more versatility due to its increased thickness. The center profile carries the thickness well out to the rails.

Volume: 96 L

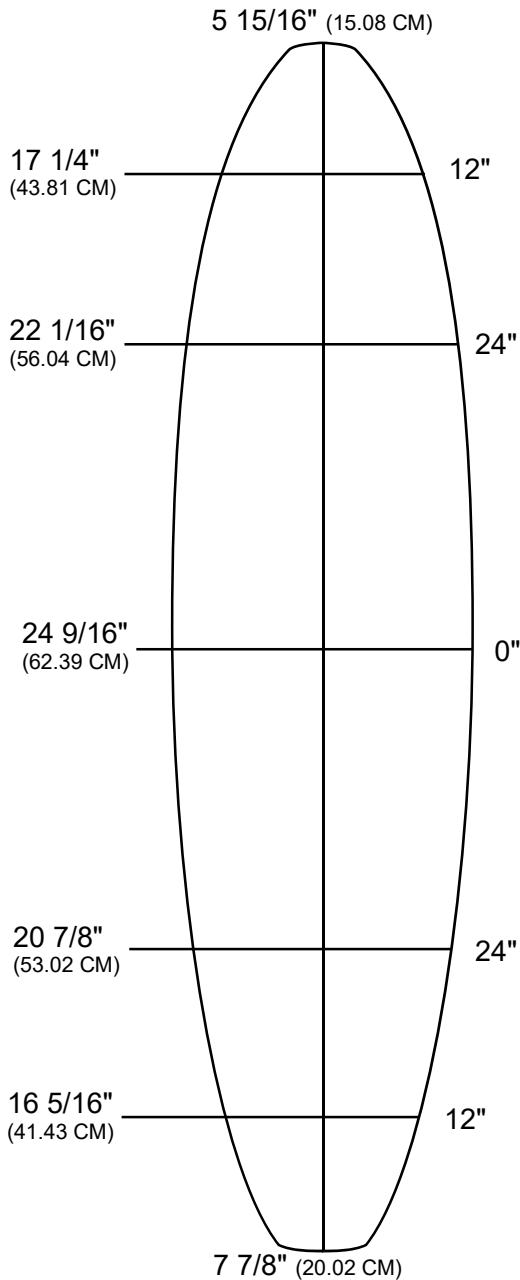


CENTER DECK SCALE CROSSECTION



MILLENNIUM
FOAM  BUILD ON QUALITY
ORDER@MILLENNIUMFOAM.COM
PH: 310.323.5386
TXT: 760.688.6140

8'5"HS



BOTTOM LENGTH: 8' 5 3/8"
(257.51 CM)

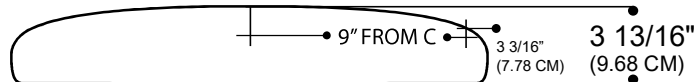
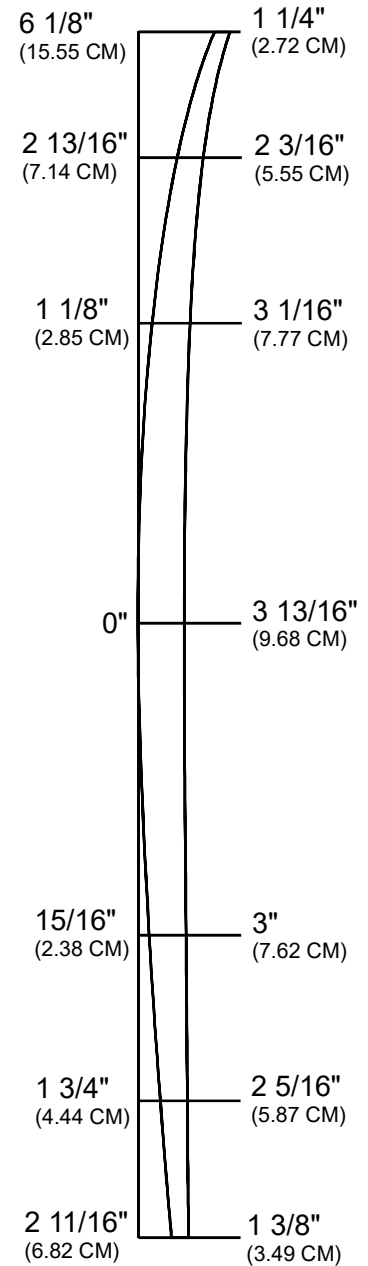
TIP TO TIP DECK: 8' 3" (251.46 CM)

MAX WIDTH: 24 9/16" (62.39 CM)


MAX THICKNESS: 3 13/16"
(9.368 CM)

Basic egg/hybrid blank. The volume at the apex of the deck rail is full. An 'all purpose' blank for the 8' range of surfboards. For a thicker version, see the 85HT.


Volume: 87.4 L



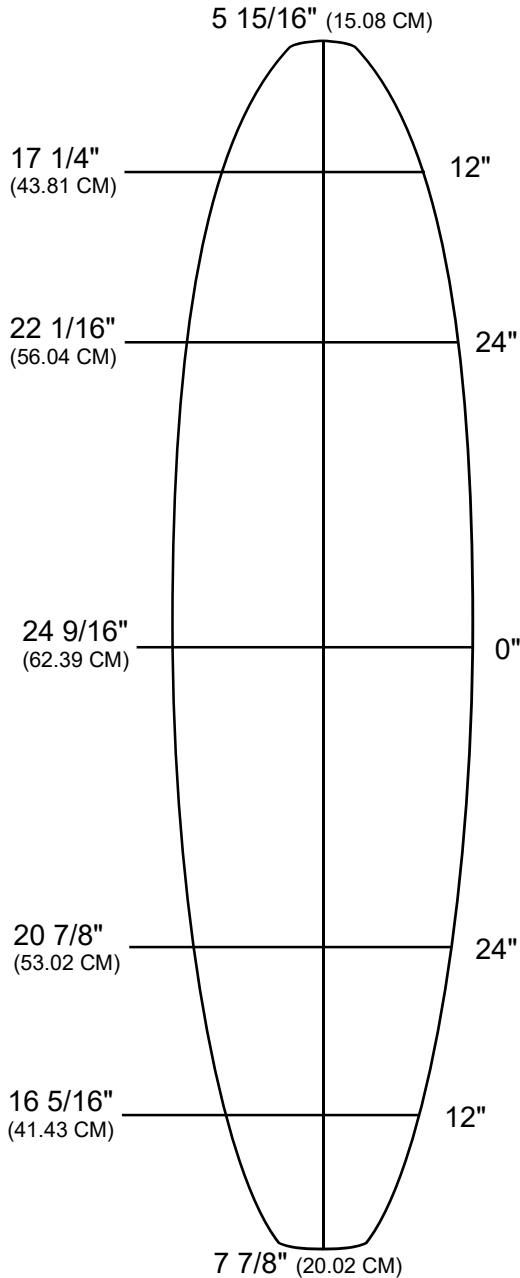
CENTER DECK CROSSECTION VIEW



(RVA)

MILLENNIUM
FOAM  BUILD ON QUALITY
ORDER@MILLENNIUMFOAM.COM
PH: 310.323.5386
TXT: 760.688.6140

8'5"HT



Bottom Length: 8' 5 3/8"
(257.51 CM)

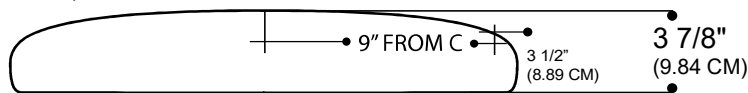
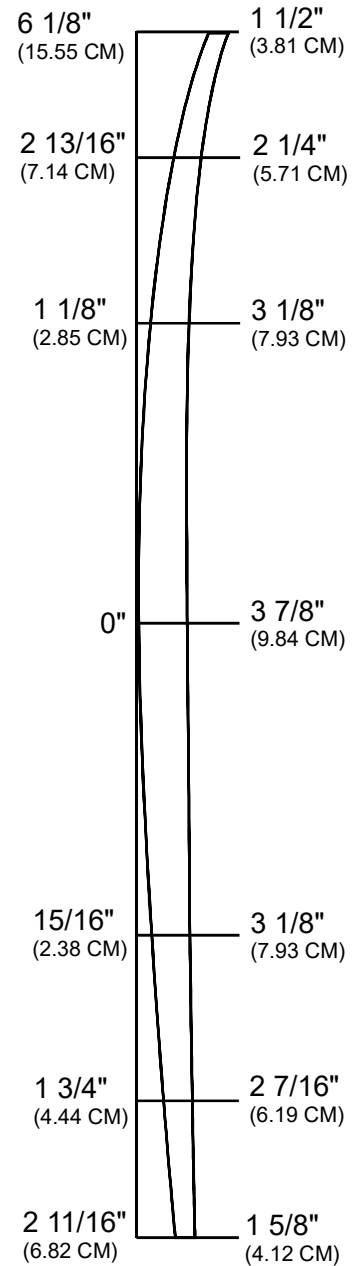
Tip To Tip Deck: 8' 3" (251.46 CM)

Max Width: 24 9/16" (62.39 CM)


Max Thickness: 3 7/8"
(9.84 CM)

This is the +1/4" thickness version of the 85hs. The added thickness is ideal for shapes that require added volume in the middle third, front quarter of the shape.

Volume: 93.6 L



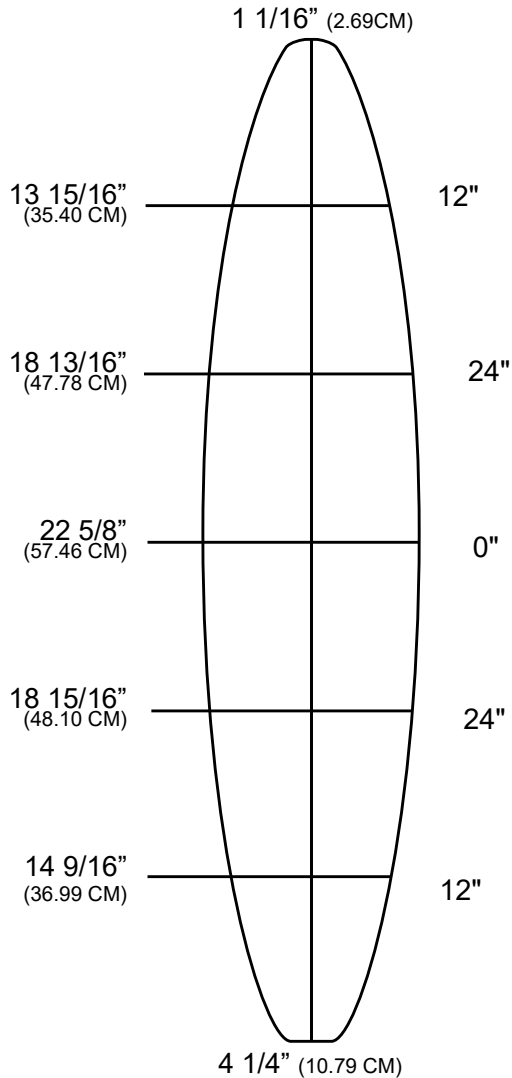
CENTER DECK CROSSECTION VIEW



(RVA)

MILLENNIUM
FOAM  BUILD ON QUALITY
ORDER@MILLENNIUMFOAM.COM
PH: 310.323.5386
TXT: 760.688.6140

8'8"DG



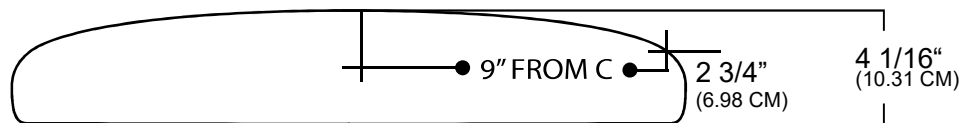
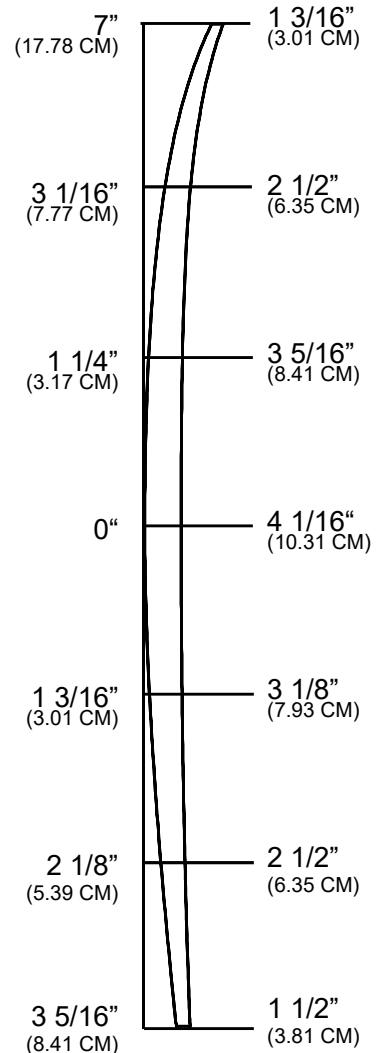
Bottom Length: 8' 10" (269.72 CM)

Tip To Tip Length: 8' 9" (266.70 CM)


Max Width: 22 5/8" (57.46 CM)

The 88DG is the natural continuation of our popular "DG" model of blank. Like all the "DG" blanks, the 88dg carries good center thickness and rail volume. The natural rocker has been designed to be able to net the most possible with out major adjustments.

Volume: 74.9 L



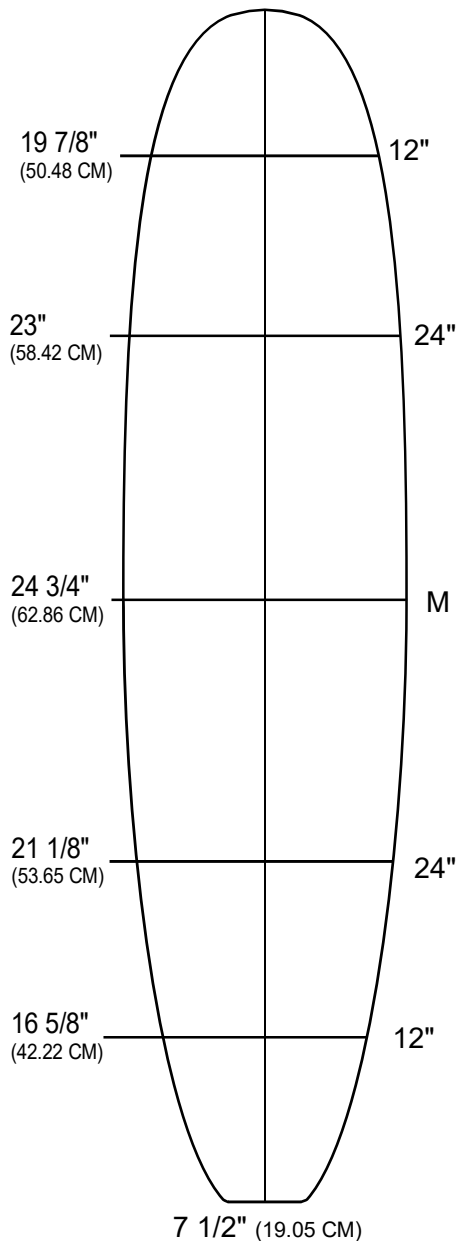
CENTER DECK SCALE CROSSECTION



(RVA)

MILLENNIUM
FOAM  BUILD ON QUALITY
ORDER@MILLENNIUMFOAM.COM
PH: 310.323.5386
TXT: 760.688.6140

8'10"M



Bottom Length: 8' 11"
(271.78 CM)

Tip To Tip Deck: 8' 10"
(269.39 CM)

Max Width: 24 3/4" (62.86 CM)

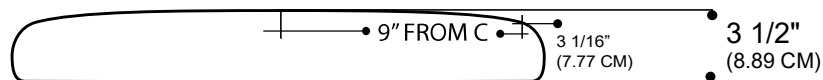
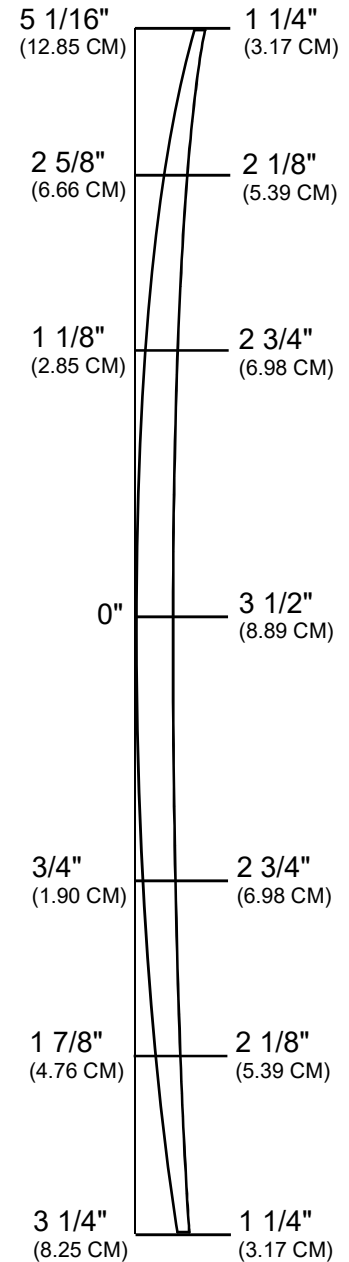
Max Thickness: 3 1/2"
(8.89 CM)

Shaped By: Bob Mitsven
September 2006


This blank is the choice for mini-longboards. Volume is carried out to the rail. The thickness is carried to the nose and tail as well. The blank is not excessively pinched at the ends. Thickness flow is consistent.

Also available with a 'Classic' rocker profile

Volume: 92.9 L



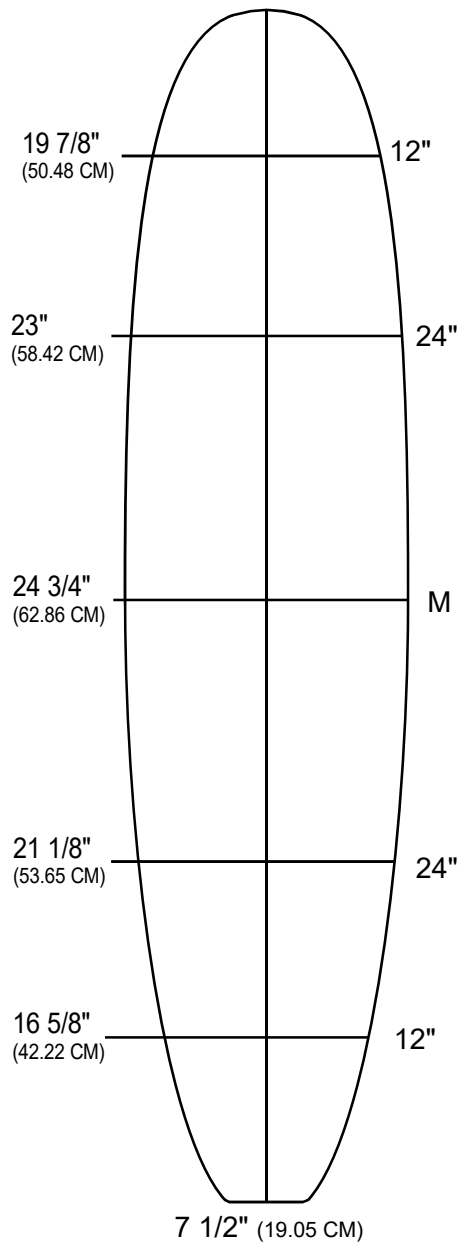
CENTER DECK CROSSECTION VIEW



MILLENNIUM
FOAM  BUILD ON QUALITY
ORDER@MILLENNIUMFOAM.COM
PH: 310.323.5386
TXT: 760.688.6140

(RVA)

8'10"MT



Bottom Length: 8' 11"
(271.78 CM)

Tip To Tip Deck: 8' 10"
(269.39 CM)

Max Width: 24 3/4" (62.86 CM)

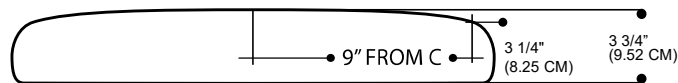
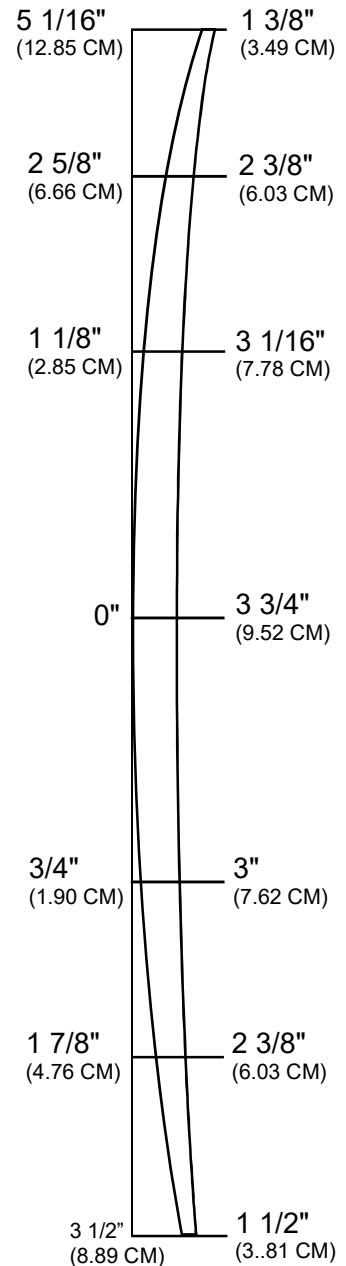
Max Thickness: 3 3/4"
(9.52 CM)

Thicker version of the 8'10"M.


This blank is the choice for mini-longboards. Volume is carried out to the rail. The thickness is carried to the nose and tail as well. The blank is not excessively pinched at the ends. Thickness flow is consistent.

Also available with a 'Classic' rocker profile

Volume: 106.4 L

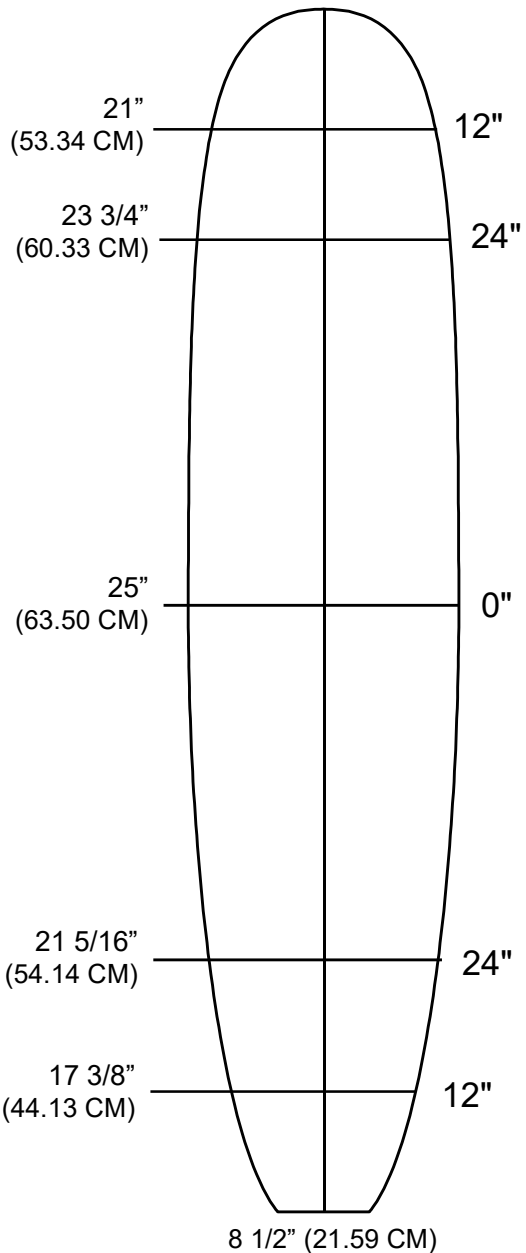


CENTER DECK CROSSSECTION VIEW



MILLENNIUM
FOAM  BUILD ON QUALITY
ORDER@MILLENNIUMFOAM.COM
PH: 310.323.5386
TXT: 760.688.6140

9'3"P



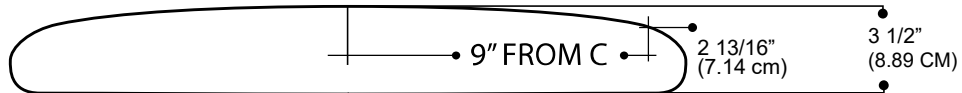
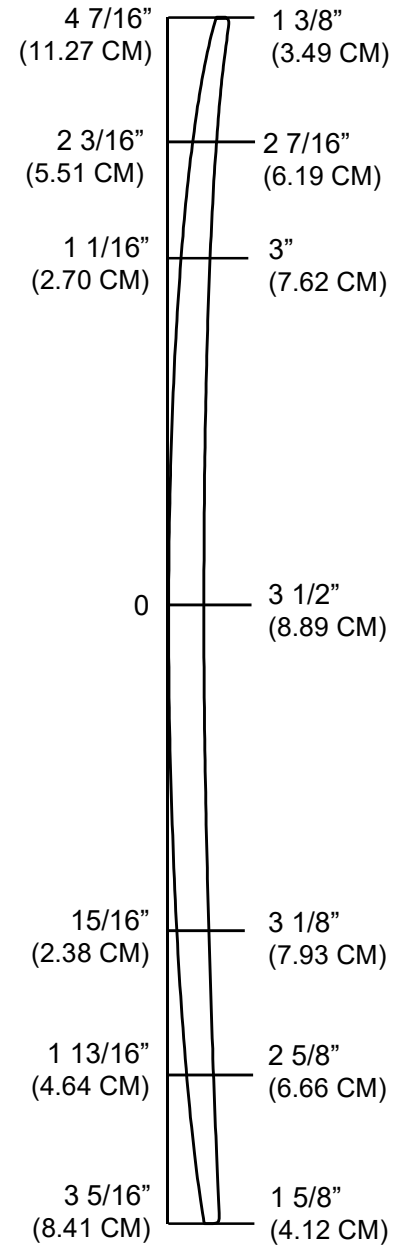
Bottom Length: 9' 3 3/4"
(276.22 CM)

Tip To Tip Length: 9' 3 5/16"
(272.57 CM)


Max Width: 25" (63.50 CM)

the 93P is a workhorse longboard blank. Following in the tradition of the Clark 93Y, the millennium 93P is a easy handshaping blank that has balanced foil. Ideal for netting 9'0 classic longboard. Natural rocker is balanced and can be adjusted without deck deformation


Volume: 100 L



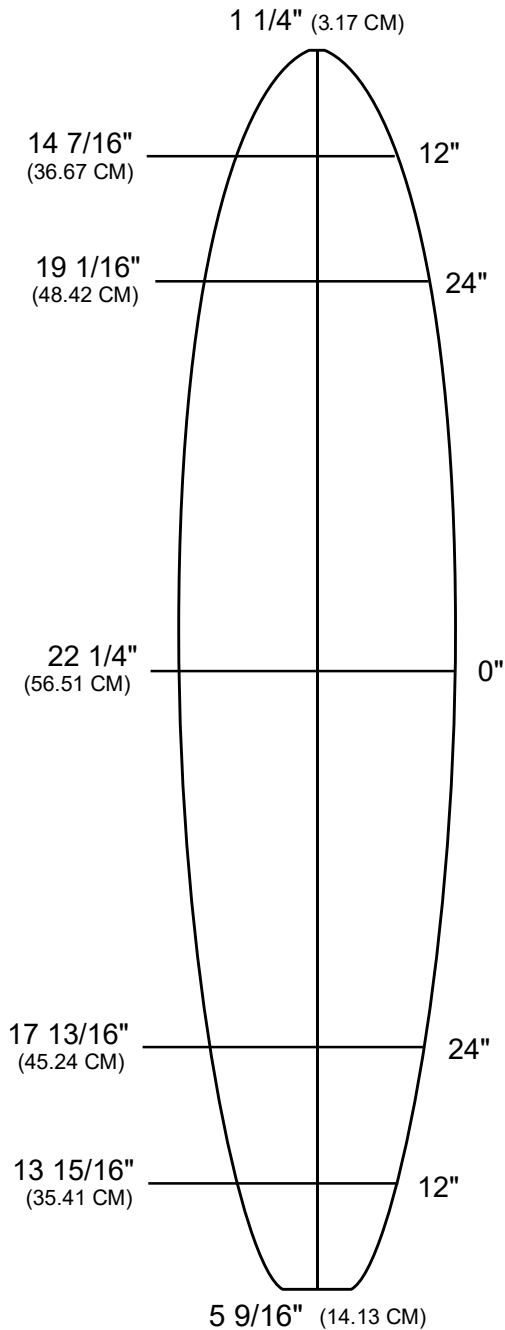
CENTER DECK SCALE CROSECTION



(RVA)

MILLENNIUM
FOAM  BUILD ON QUALITY
ORDER@MILLENNIUMFOAM.COM
PH: 310.323.5386
TXT: 760.688.6140

9'3"G



Bottom Length: 9' 4 3/4"
(316.23 CM)

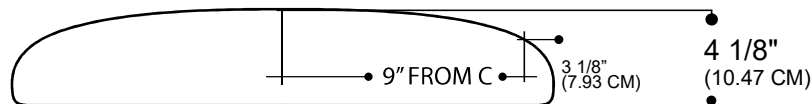
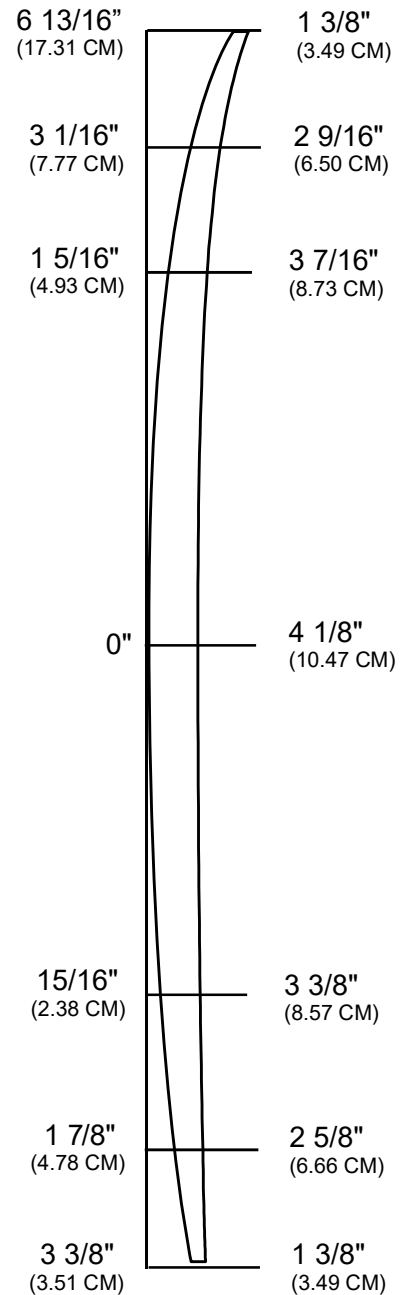
Tip To Tip Deck: 9' 3 13/16"
(314.96 CM)

Max Width: 22 5/16" (61.43 CM)


Max Thickness: 4 1/8"
(10.47 CM)

This represents the first big gun in our "G" series. Designed with the current trend in gun design, the thickness and width are both carried beyond the mid point towards the nose. This makes these blanks ideally suited for extra thickness and width under the chest for paddling. The "G" series has been designed with both hand-shaping and machine cutting in mind. This blank carries 3 1/8" of thickness to the rail crown at the center of the blank.

Volume: 95.7 L



CENTER DECK VIEW CROSSECTION



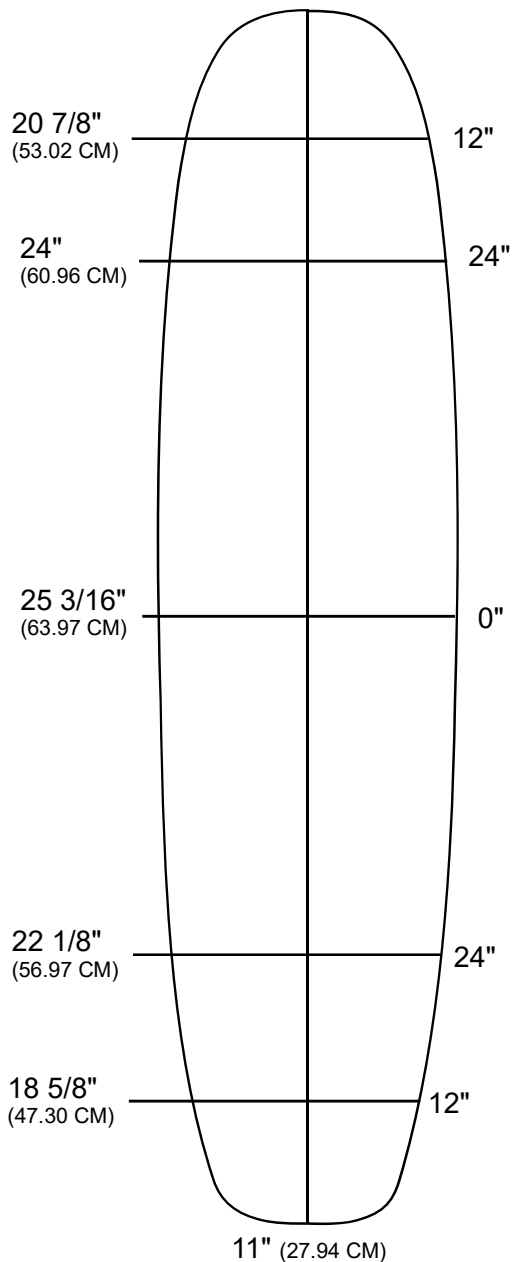
(RVA)

MILLENNIUM
FOAM  BUILD ON QUALITY
ORDER@MILLENNIUMFOAM.COM

PH: 310.323.5386

TXT: 760.688.6140

9'4"M



Bottom Length: 9' 4 1/2" (285.11 CM)

Tip To Tip Deck: 9' 3" (281.94 CM)

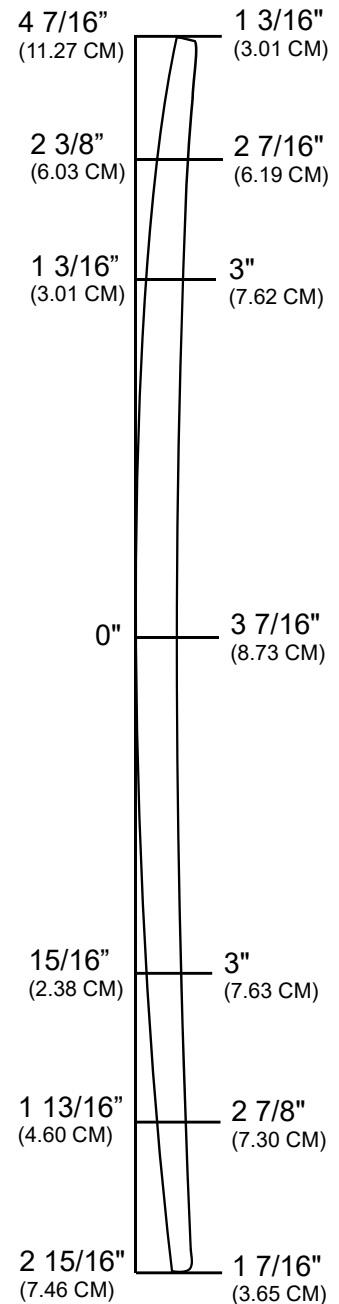
Max Width: 25 3/16" (63.97 CM)

Max Thickness: 3 7/16" (8.73 CM)


Shaped By:
Bob Mitsven, November
2008

Closer tolerance longboard blank.
Good foil. Designed to net 9'0 to
9'3 with ease. Tail block at 11"
offers the most options for wider
tailed longboards.

Volume: 102.2 L



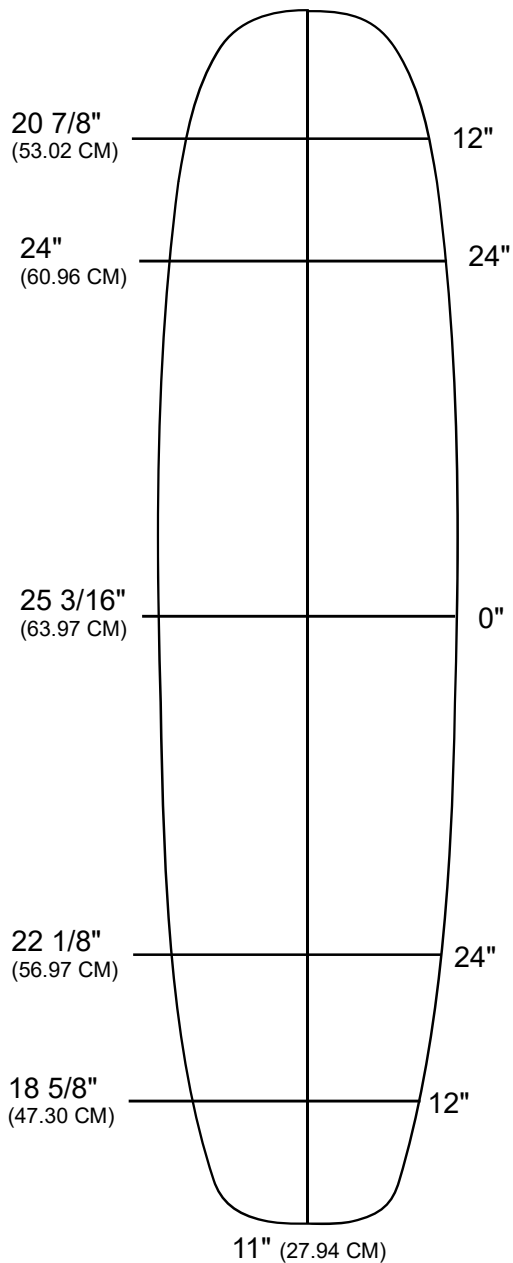
CENTER DECK CROSSECTION VIEW



(RVA)

MILLENNIUM
FOAM  BUILD ON QUALITY
ORDER@MILLENNIUMFOAM.COM
PH: 310.323.5386
TXT: 760.688.6140

9'4"MT



Bottom Length: 9' 4 1/2"
(285.11 CM)

Tip To Tip Deck: 9' 3" (281.94 CM)

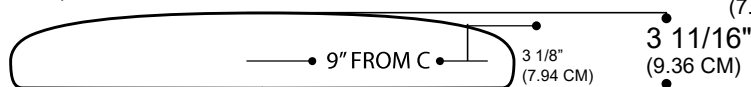
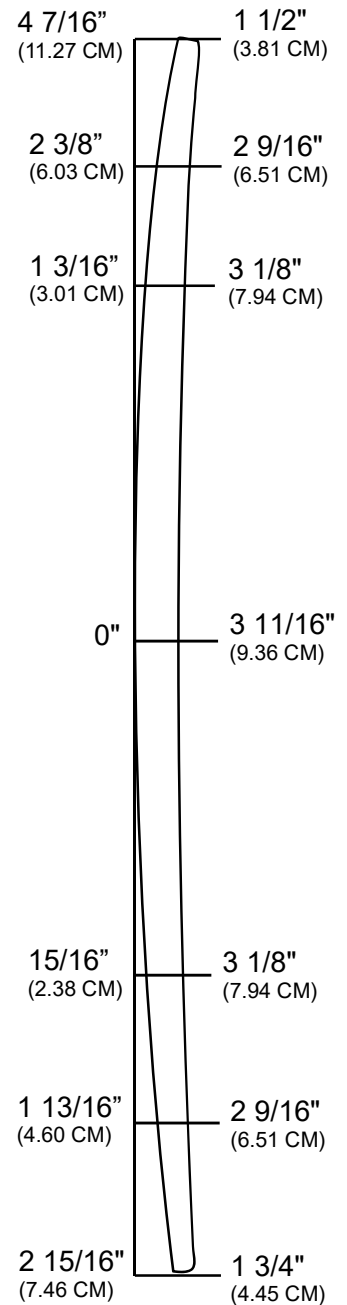
Max Width: 25 3/16" (63.97 CM)

Max Thickness: 3 11/16"
(9.36 CM)


Shaped By:
Bob Mitsven, November
2008

Thicker version of 94M. Foil is
designed for a focus on hand-
shaping. 11" tail block width
provides maximum versatility for
curent wider tailed longboards.


Volume: 111.9L



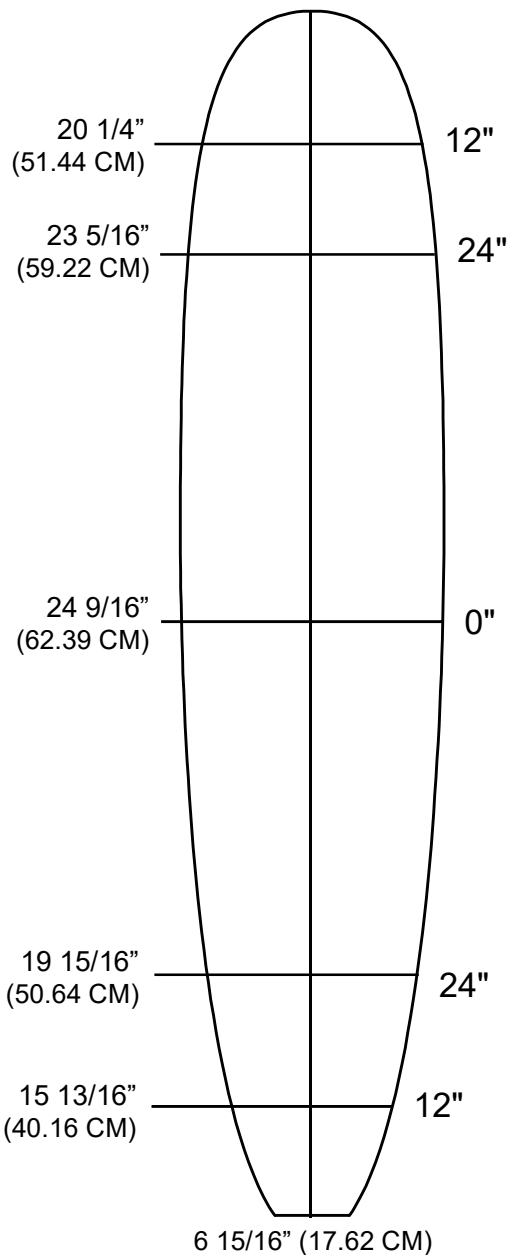
CENTER DECK CROSSECTION VIEW



(RVA)

MILLENNIUM
FOAM  BUILD ON QUALITY
ORDER@MILLENNIUMFOAM.COM
PH: 310.323.5386
TXT: 760.688.6140

9'5"P



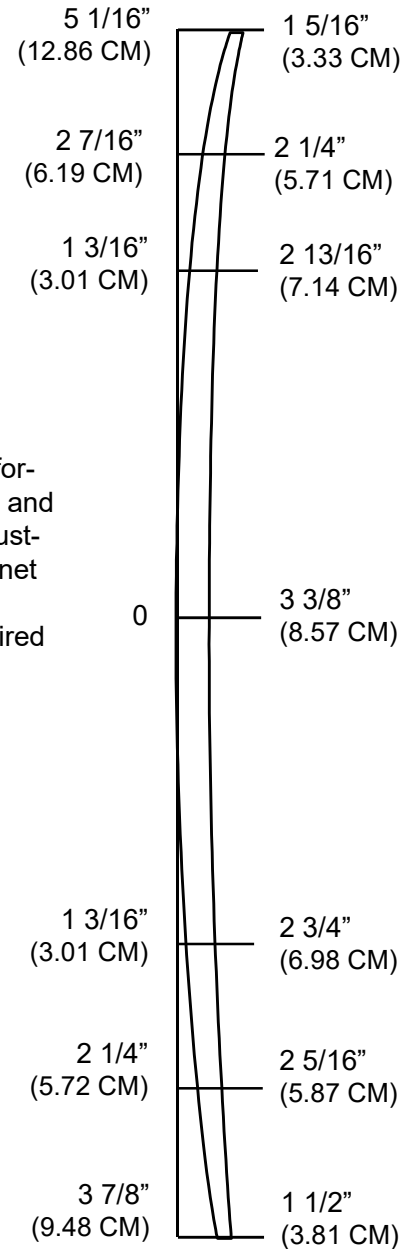
Bottom Length: 9' 5 1/16"
(287.05 CM)

Tip To Tip Length: 9' 4 7/16"
(285.60 CM)


Max Width: 24 9/16" (62.39 CM)

the 95P is a close tolerance performance longboard blank. The foil and natural rocker accept rocker adjustments well. A shaper can easily net a progressive shape with little manual rocker adjustment if desired


Volume: 92.6 L



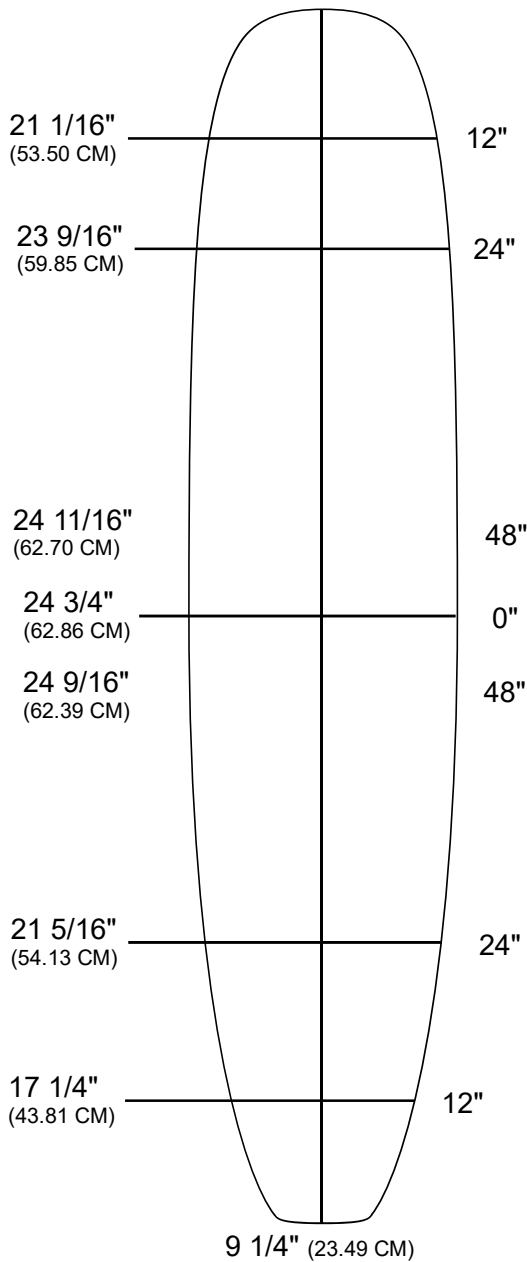
CENTER DECK SCALE CROSECTION



(RVA)

MILLENNIUM
FOAM  BUILD ON QUALITY
ORDER@MILLENNIUMFOAM.COM
PH: 310.323.5386
TXT: 760.688.6140

9'5"



Bottom Length: 9' 4 5/16"
(285.27 CM)

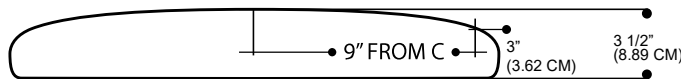
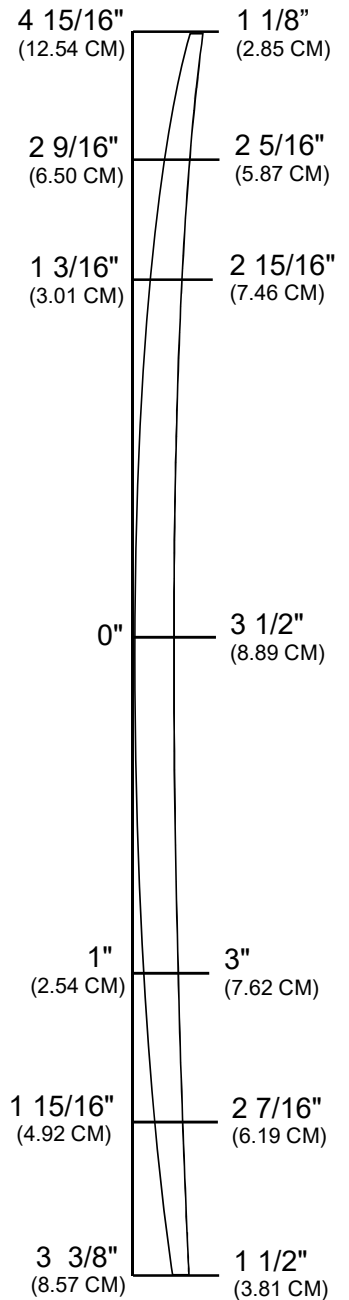
Tip To Tip Deck: 9' 3 3/4"
(283.84 CM)

Max Width: 24 3/4" (62.86 CM)


Max Thickness: 3 1/2" (8.89 CM)

Basic longboard blank. Generous volume makes this blank easy to net standard longboards.

Volume: 105.6 L

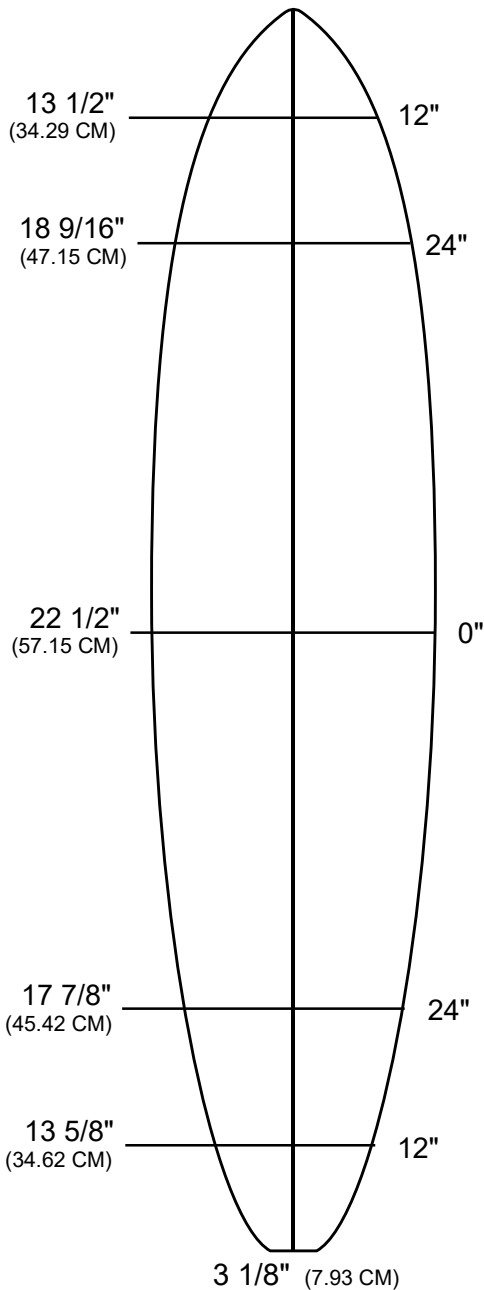


CENTER DECK CROSSECTION VIEW



MILLENNIUM
FOAM  BUILD ON QUALITY
ORDER@MILLENNIUMFOAM.COM
PH: 310.323.5386
TXT: 760.688.6140

9'7"G



Bottom length: 9' 7 1/8"
(292.43 CM)

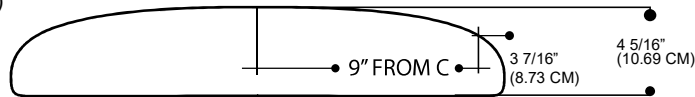
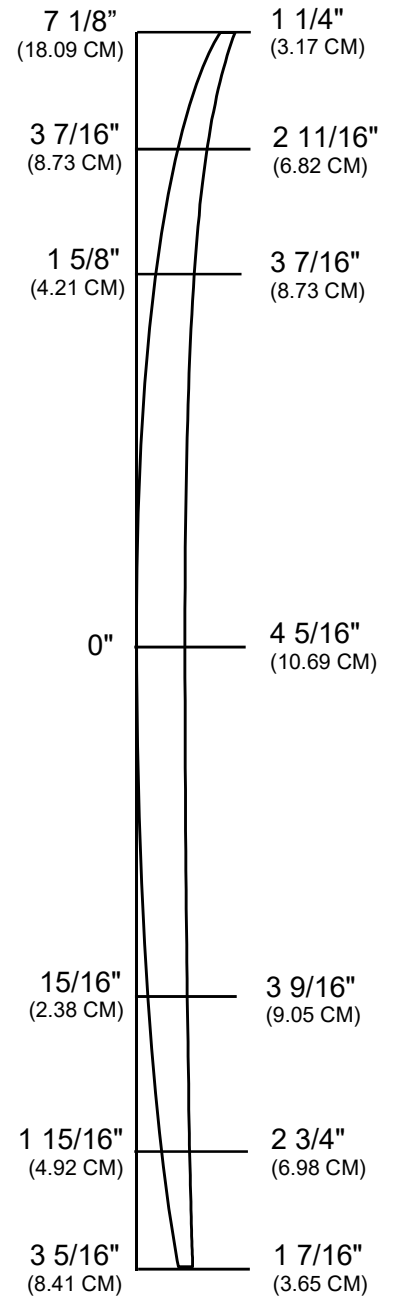
Tip to tip deck: 9' 6 3/16"
(290.04 CM)

Max width: 22 1/2" (57.15 CM)


Max thickness: 4 5/16"
(10.69 CM)

This is the second big gun in our "G" series. Designed with the current trend in gun design, the thickness and width are both carried beyond the mid-point towards the nose. This makes these blanks ideally suited for extra thickness and width under the chest for paddling. This blank carries 3 7/16" of thickness to the rail crown at the center of the blank.

Volume: 106.6 L



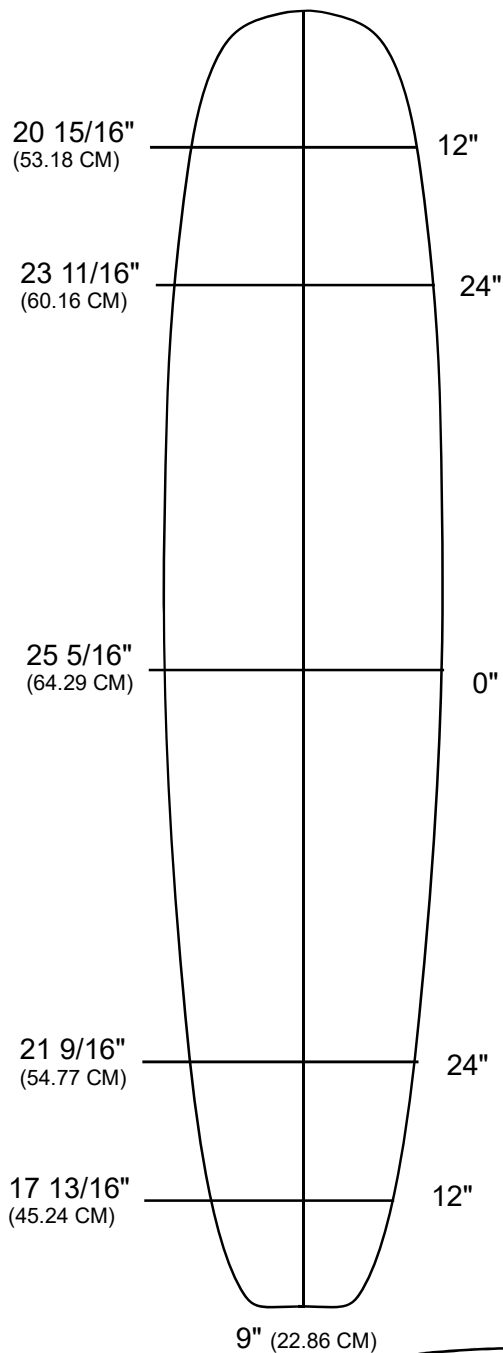
CENTER DECK VIEW CROSSECTION



(RVA)

MILLENNIUM
FOAM  BUILD ON QUALITY
ORDER@MILLENNIUMFOAM.COM
PH: 310.323.5386
TXT: 760.688.6140

9'9"Y



Bottom Length: 9' 9 1/4" (297.81 CM)

Tip To Tip Deck: 9' 8 3/4" (294.64 CM)

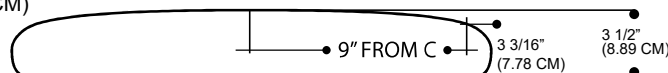
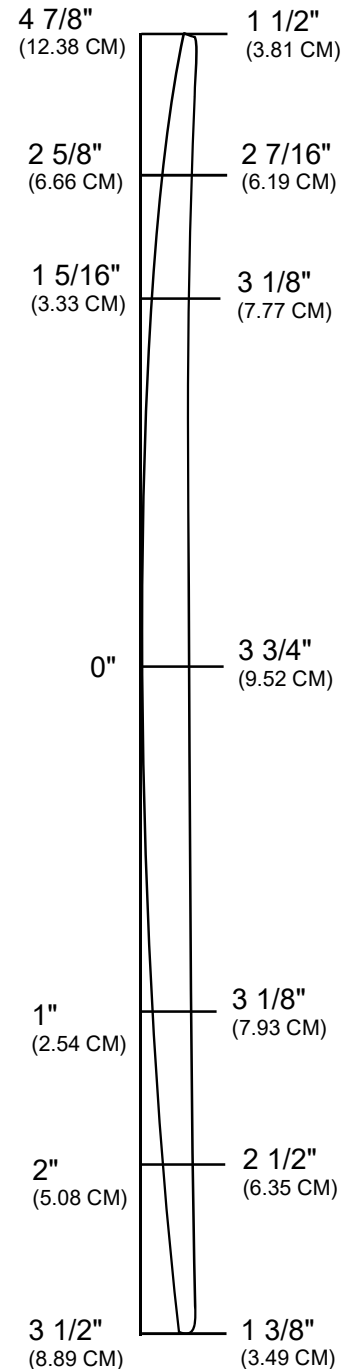
Max Width: 25 5/16" (64.79 CM)

Max Thickness: 3 1/2" (8.89 CM)


Shaped By: Renny Yater
September 2006

Newer, updated version of the Clark Foam 99Y. Plenty of width front and back. Built with the 9'6" longboard in mind.

Volume: 114.0 L



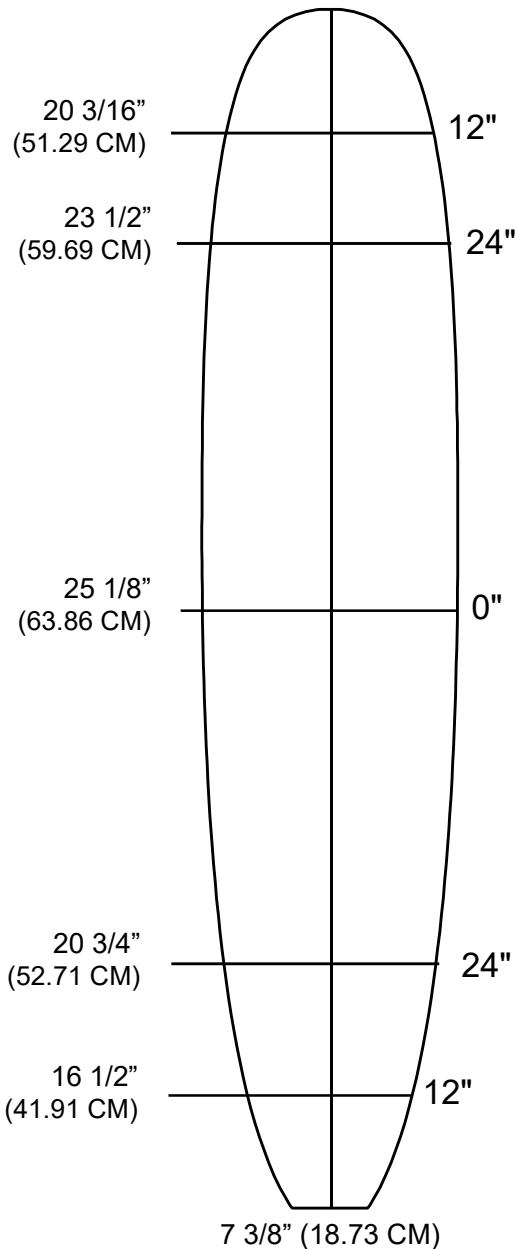
CENTER DECK CROSSSECTION VIEW



(RVA)

MILLENNIUM
FOAM  BUILD ON QUALITY
ORDER@MILLENNIUMFOAM.COM
PH: 310.323.5386
TXT: 760.688.6140

9'9"P



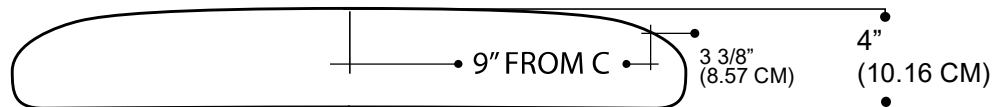
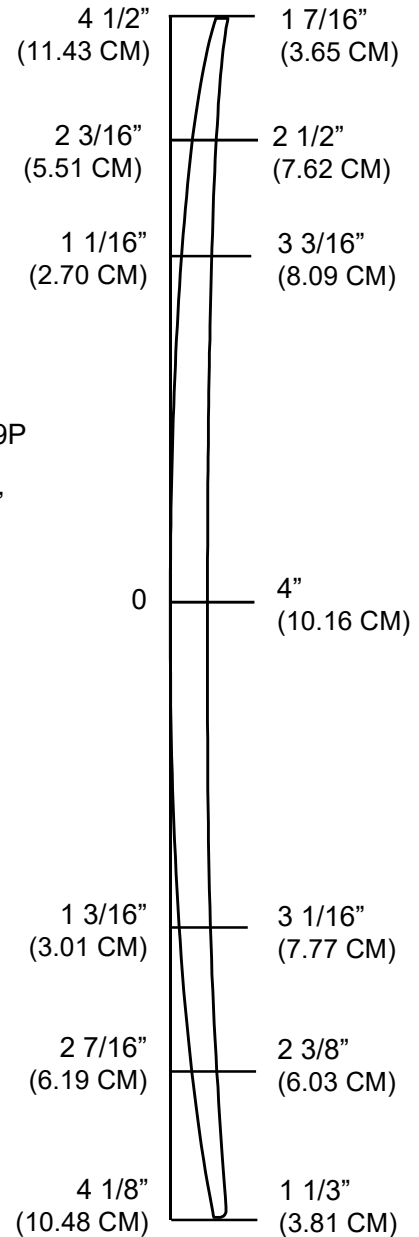
Bottom Length: 9' 10 3/16"
(300.20 CM)

Tip To Tip Length: 9' 9 5/8"
(298.78 CM)


Max Width: 25 1/8" (63.88 CM)

The 99P is designed as a closer tolerance longboard blank. The 99P is suited well for a standard high performance longboard in the 9'6" range.

Volume: 115 L



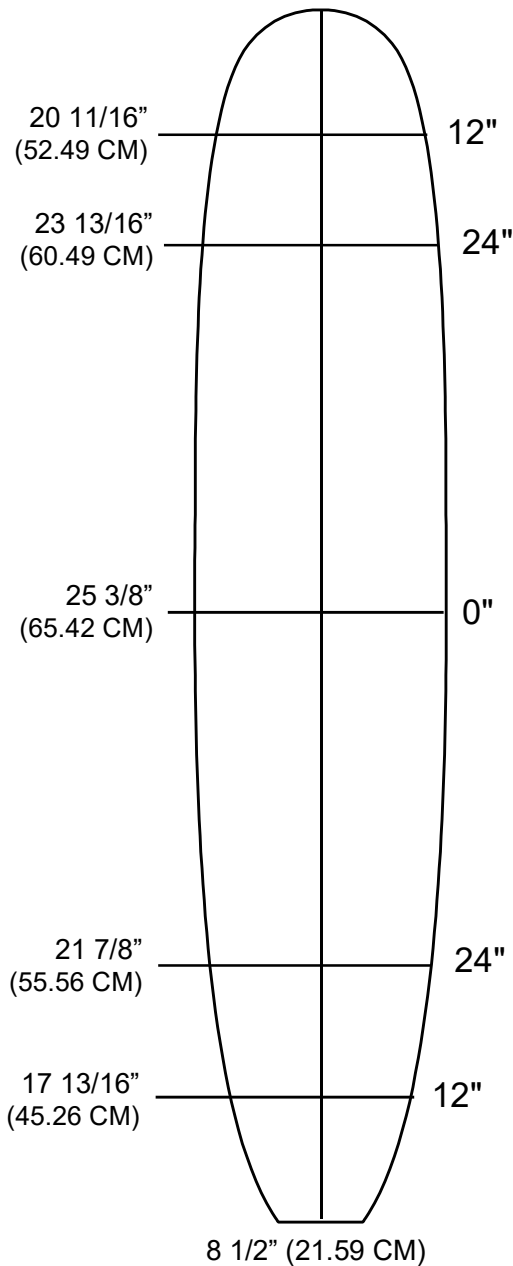
CENTER DECK SCALE CROSSSECTION



(RVA)

MILLENNIUM
FOAM  BUILD ON QUALITY
ORDER@MILLENNIUMFOAM.COM
PH: 310.323.5386
TXT: 760.688.6140

10'2"P



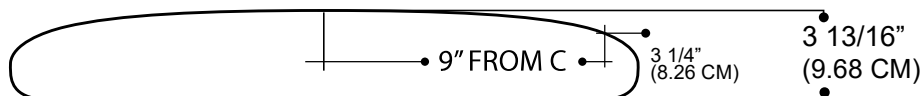
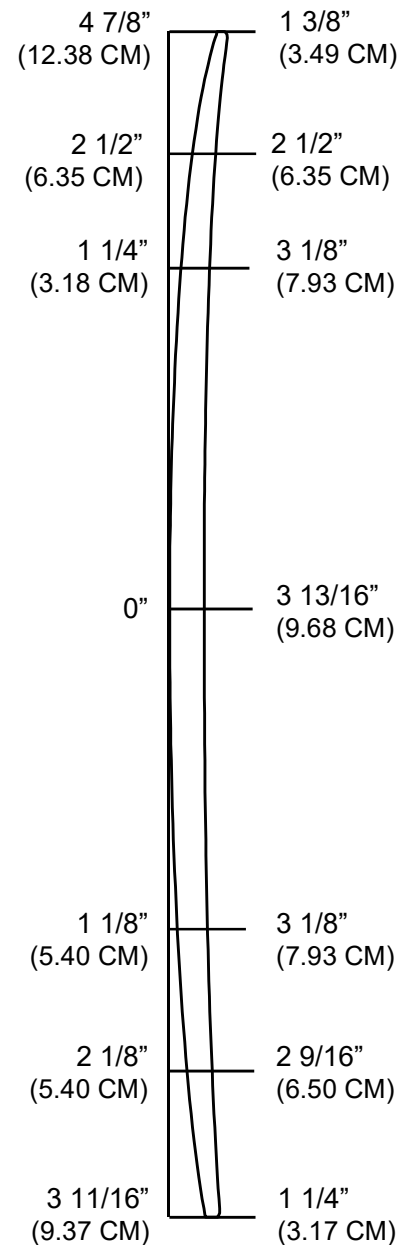
Bottom Length: 10' 2 3/4"
(311.78 CM)

Tip To Tip Length: 10' 2 1/4"
(310.51 CM)


Max Width: 25 3/8" (64.42 CM)

The 102P has been designed for a hand shaper in mind. The rail band foil suits maintaining thickness flow further out to the rails of the finished shape.


Volume: 123.9 L



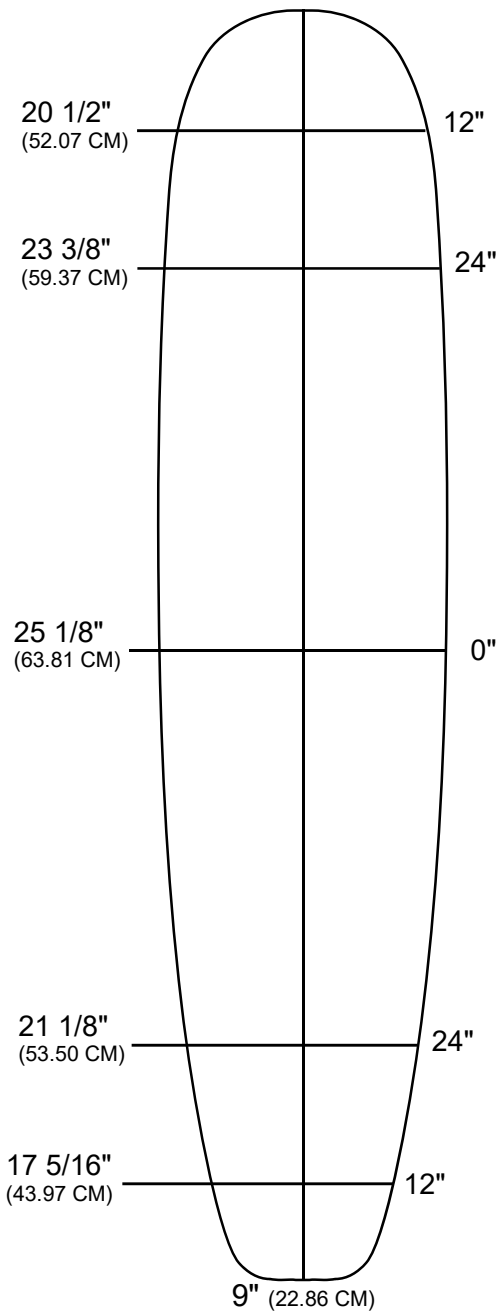
CENTER DECK SCALE CROSSECTION



(RVA)

MILLENNIUM
FOAM  BUILD ON QUALITY
ORDER@MILLENNIUMFOAM.COM
PH: 310.323.5386
TXT: 760.688.6140

10'3"CB



Bottom Length: 10' 2 1/2"
(311.55 CM)

Tip To Tip Deck: 10' 2"
(309.88 CM)

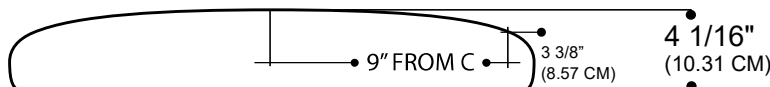
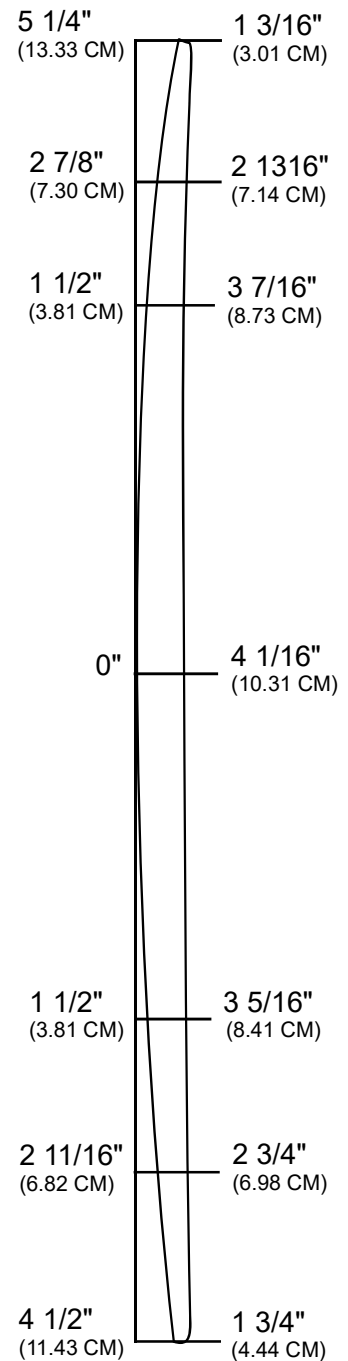
Max Width: 25 1/8" (63.85 CM)

Max Thickness: 4 1/16" (9.84 CM)


Shaped By: Chris Borst
April 2006

Standard longboard blank. Generally used by our customers for machine cutting. For handshaping, the 102P is the best choice. The rail bands on this blank are very tall


Volume: 125.8 L



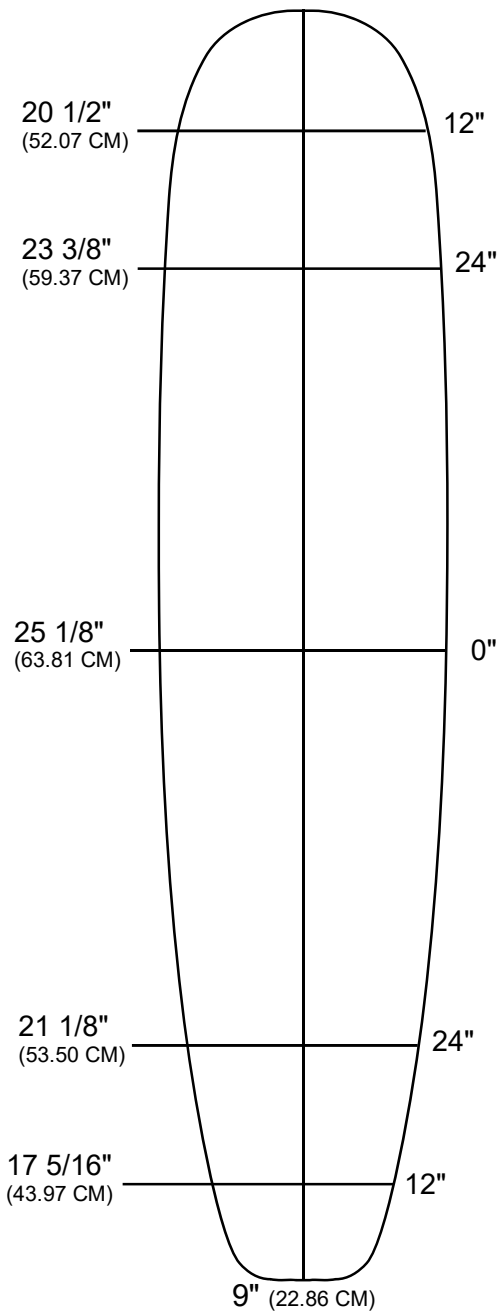
CENTER DECK CROSSSECTION VIEW



(RVA)

MILLENNIUM
FOAM  BUILD ON QUALITY
ORDER@MILLENNIUMFOAM.COM
PH: 310.323.5386
TXT: 760.688.6140

10'3"CT



Bottom Length: 10' 2 1/2"
(311.55 Cm)

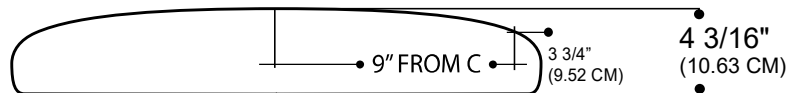
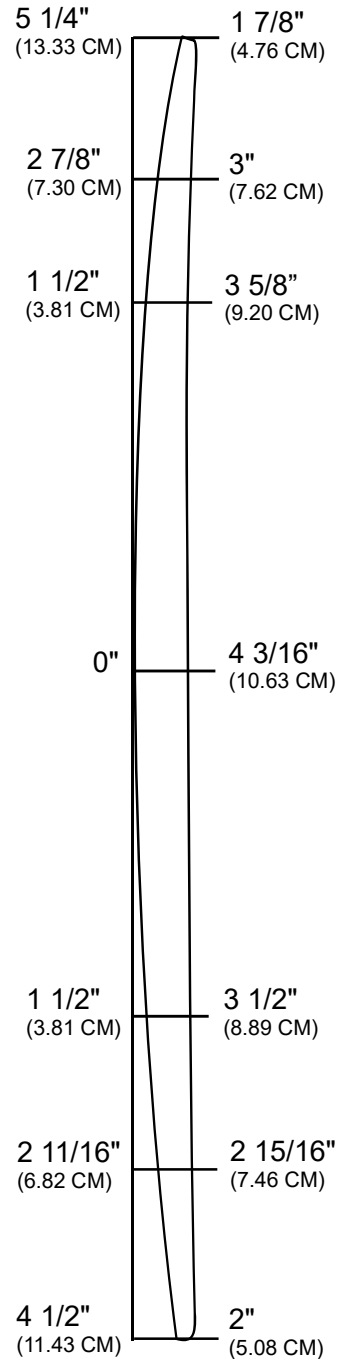
Tip To Tip Deck: 10' 2"
(309.88 Cm)

Max Width: 25 1/8" (63.85 CM)


Max Thickness: 4 3/16" (10.63 CM)

This is a +1/4" thickness version of the popular machine blank, the 103CB. Based on blank proportion, this blank is very well suited for machine cutting.

Volume: 144.4L



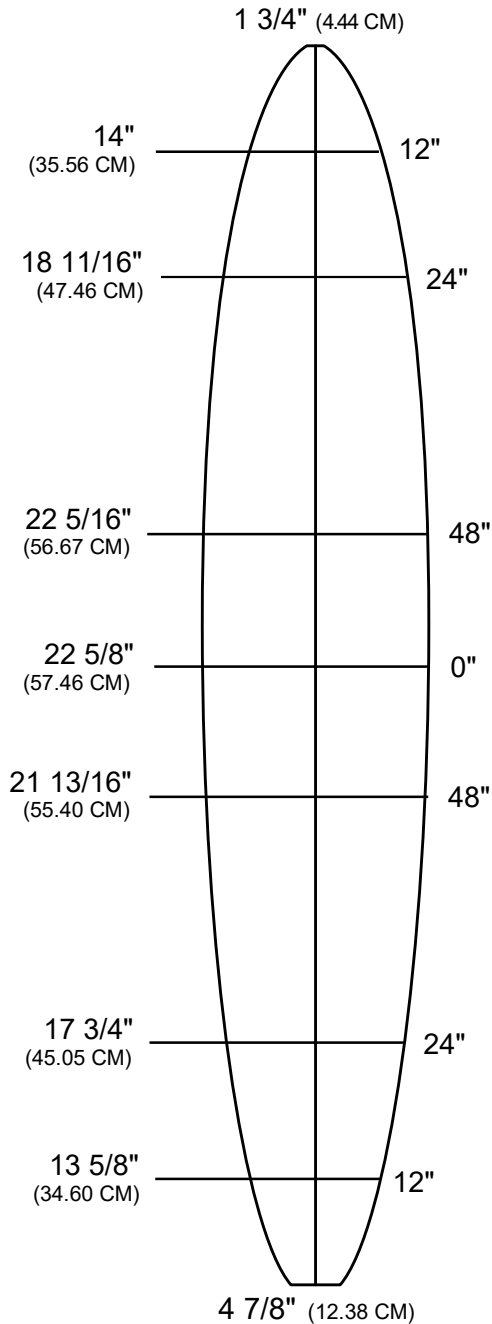
CENTER DECK CROSSSECTION VIEW



(RVA)

MILLENNIUM
FOAM  BUILD ON QUALITY
ORDER@MILLENNIUMFOAM.COM
PH: 310.323.5386
TXT: 760.688.6140

10'3"G



Bottom Length: 10' 4 5/8"
(316.56 CM)

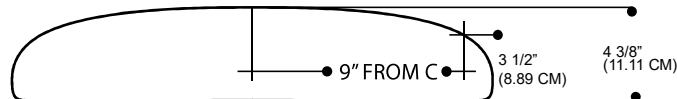
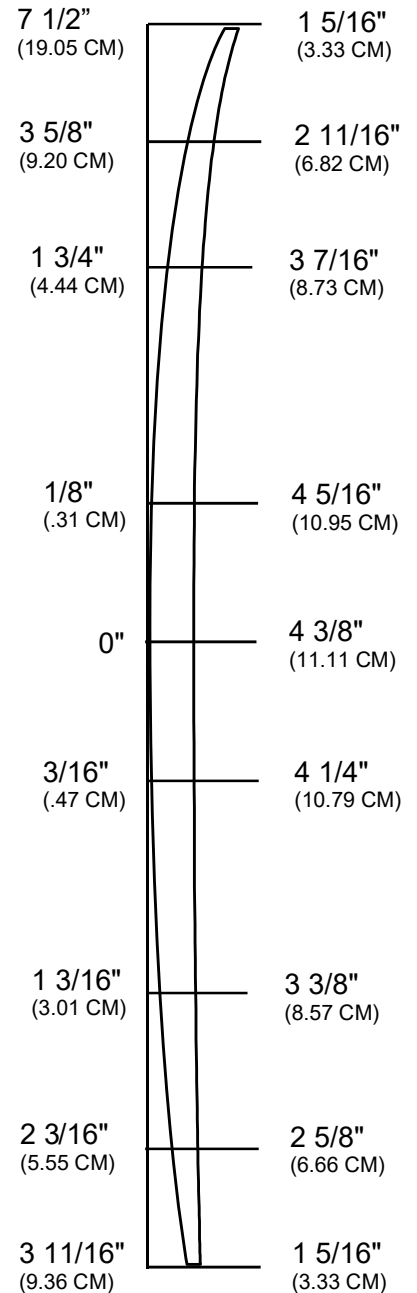
Tip To Tip Deck: 10' 3 5/8"
(314.02 CM)

Max Width: 22 5/8" (57.46 CM)


Max Thickness: 4 3/8"
(11.11 CM)

This is the third big gun in our "G" series. Designed with the current trend in gun design in mind, the thickness and width are both carried beyond the mid point towards the nose. This makes these blanks ideally suited for extra thickness and width under the chest for paddling. This blank carries 3 1/2" of thickness to the rail crown at the center of the blank.

Volume: 119.2 L



CENTER DECK VIEW CROSSECTION



MILLENNIUM

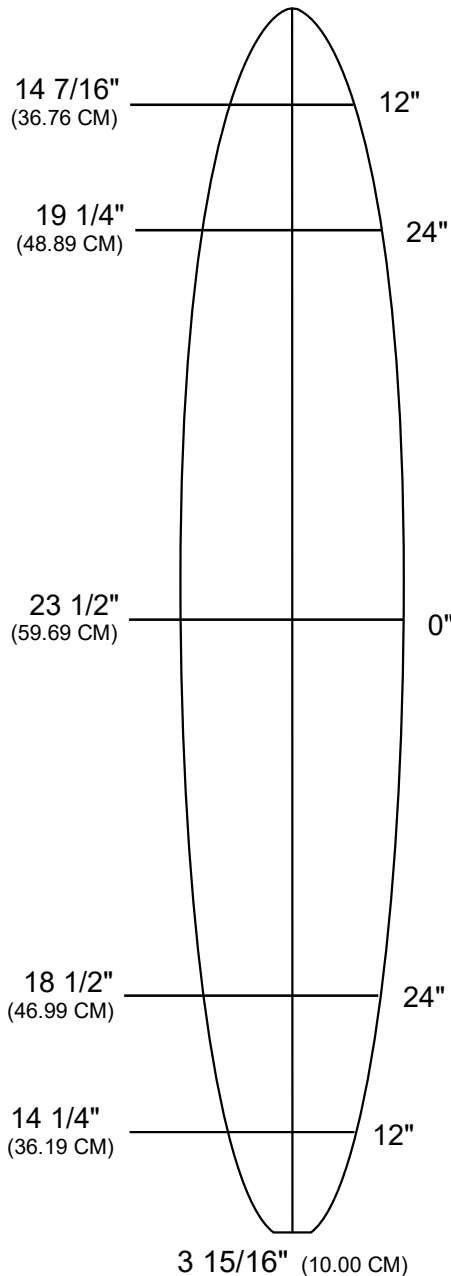
FOAM  BUILD ON QUALITY

ORDER@MILLENNIUMFOAM.COM

PH: 310.323.5386

TXT: 760.688.6140

10'7"G



Bottom Length: 10' 7 3/8"
(323.55 CM)


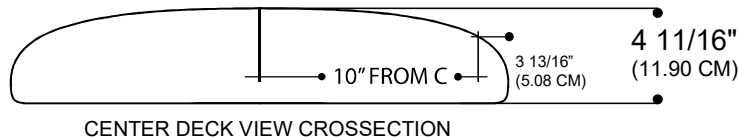
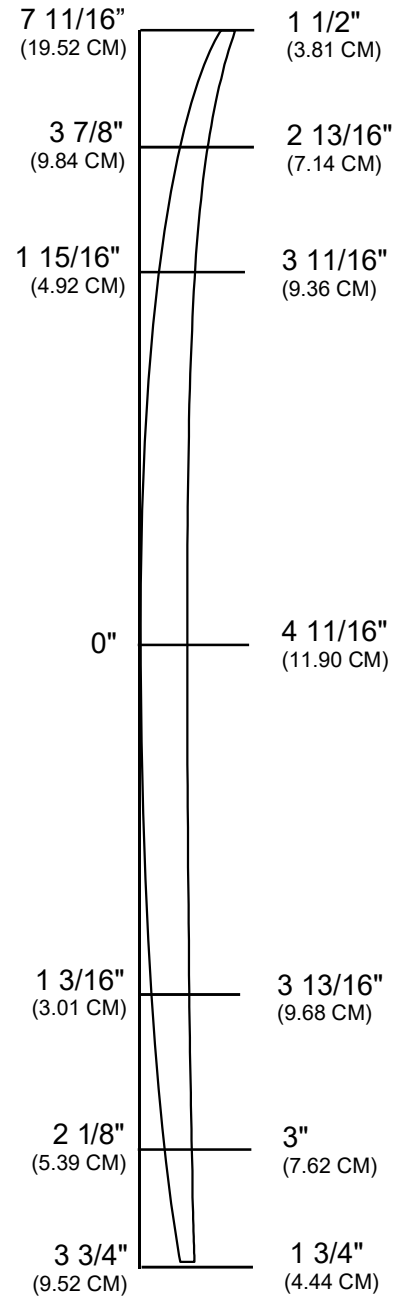
Tip To Tip Deck: 10' 6 3/8"
(321.01 CM)

Max Width: 23 1/2" (59.69 CM)

Max Thickness: 4 11/16"
(11.90 CM)

This is the fourth big gun in our "G" series. Designed with the current trend in gun design in mind, the thickness and width are both carried beyond the mid point towards the nose. This makes these blanks ideally suited for extra thickness and width under the chest for paddling. This blank carries 3 13/15" of thickness at the rail crown at the center of the blank. This provides versatile thickness out at the rail

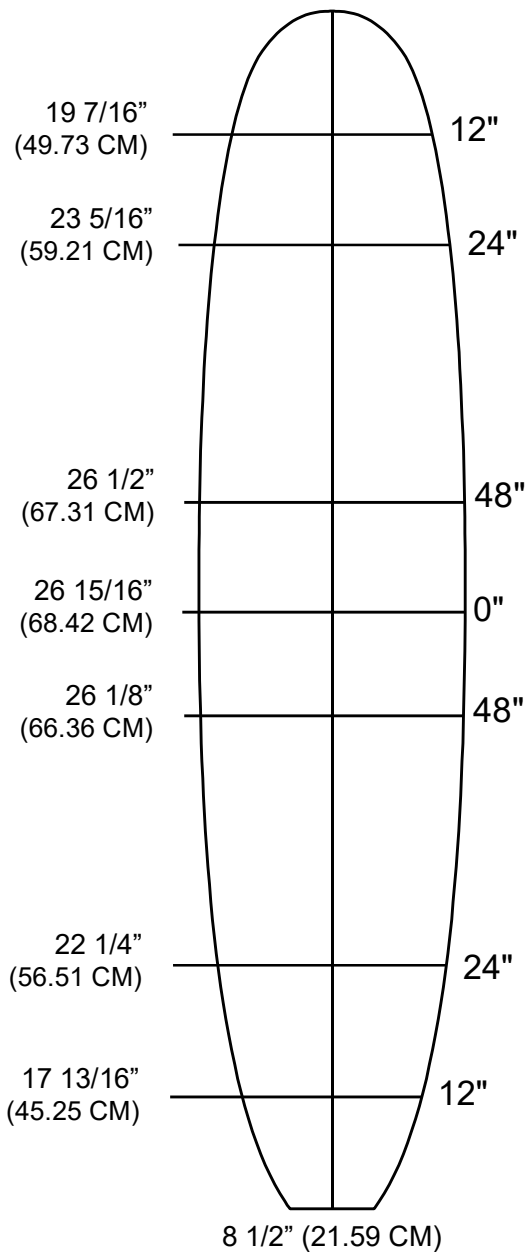
Volume: 134.6 L



(RVA)

MILLENNIUM
FOAM  BUILD ON QUALITY
ORDER@MILLENNIUMFOAM.COM
PH: 310.323.5386
TXT: 760.688.6140

11'3"P



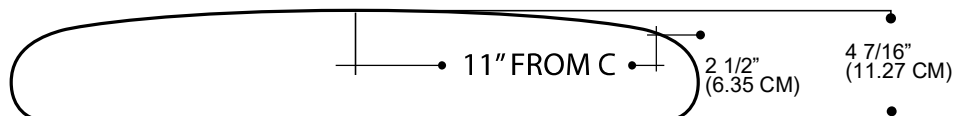
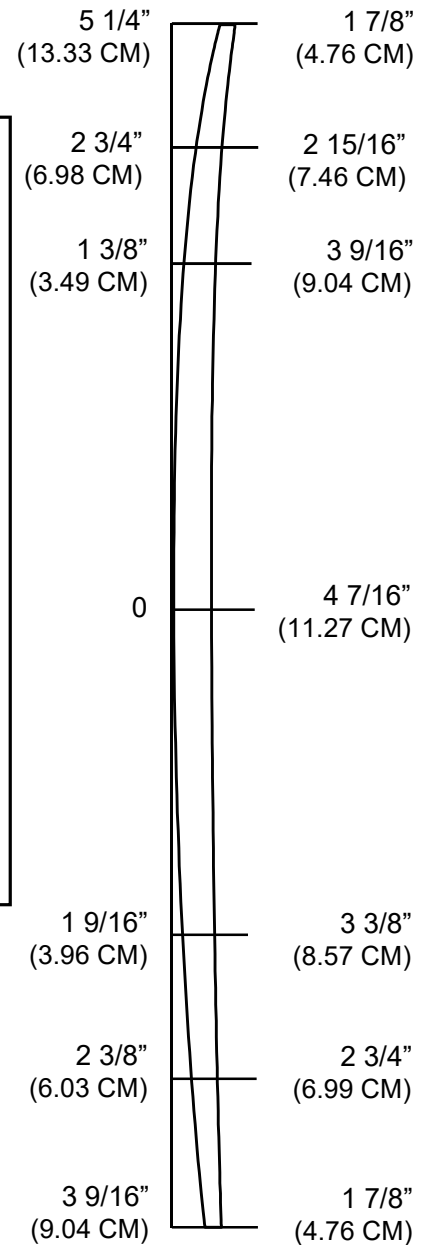
BOTTOM LENGTH: 11' 4 1/2"
(300.20 CM)

TIP TO TIP LENGTH: 11' 4"
(298.78 CM)

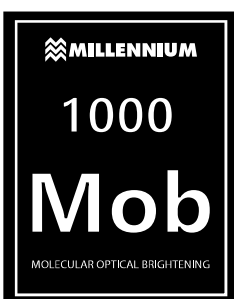
MAX WIDTH: 26 15/16" (63.88 CM)

THE 113P IS IDEALLY PROPORTIONED FOR CLASSIC LONG-BOARDS 10'6" TO 11'1". CUTTING BACK ON THE NOSE AND TAIL WILL YIELD A CLASSIC ROCKER PROFILE. NOT ALL ROCKERS WILL FIT ON CEDAR WITH THIS BLANK

VOLUME: 168.7 L

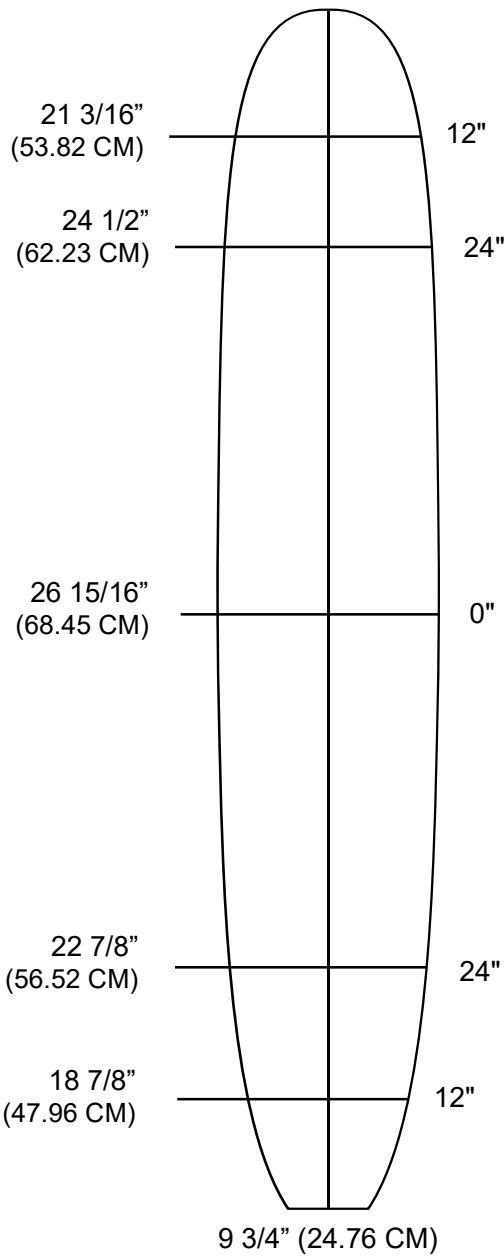


CENTER DECK SCALE CROSECTION



MILLENNIUM
FOAM  BUILD ON QUALITY
ORDER@MILLENNIUMFOAM.COM
PH: 310.323.5386
TXT: 760.688.6140

12'2"P



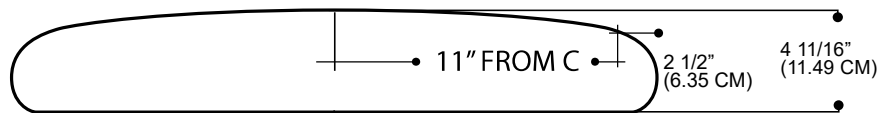
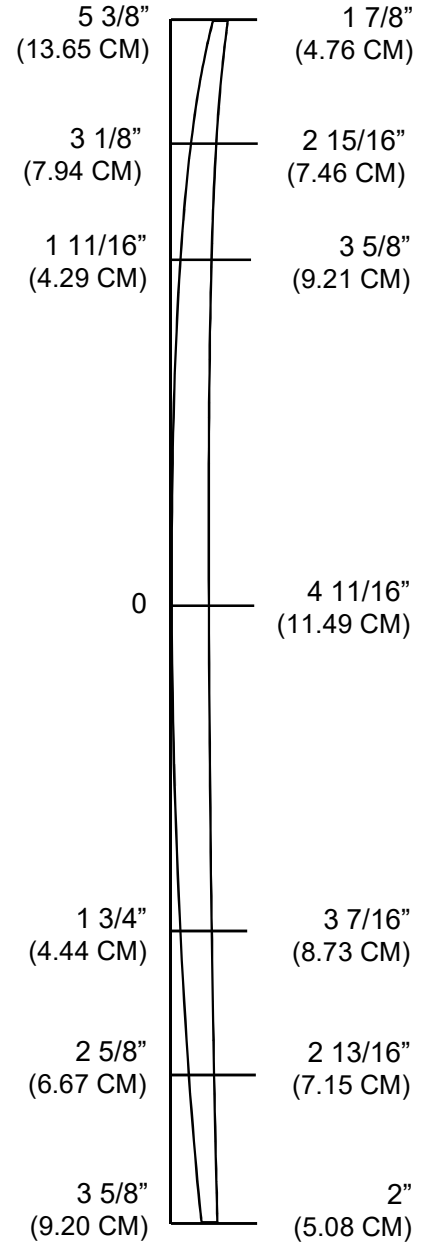
Bottom Length: 12' 2 1/2"
(372.11 CM)

Tip To Tip Length: 12' 2"
(370.84 CM)


Max Width: 26 15/16" (63.81 CM)

The 122P is built around being able to net 11'6" to 12' "gliders" and "eagles". Gradual and balanced natural rocker can be flattened or increased without issue. ot all rockers can fit on cedar with this blank.

Volume: 202.12 L



CENTER DECK SCALE CROSSECTION



MILLENNIUM
FOAM  BUILD ON QUALITY
ORDER@MILLENNIUMFOAM.COM
PH: 310.323.5386
TXT: 760.688.6140

MILLENNIUM

FOAM  BUILD ON QUALITY

ORDER@MILLENNIUMFOAM.COM

PH: 310.323.5386

TXT: 760.688.6140

SUPERFUSED
EPS BLOCK CUT
BLANKS AVAILABLE

EPS BLOCK CUT BLANKS LISTED ARE
FOR 1.5 LB AND 2 LB WITH 1/8" BASS

BLANK	TYPE	LENGTH	WIDTH	NOSE ROCKER	TAIL ROCKER	CENTER THICKNESS	NOSE THICKNESS	TAIL THICKNESS
53G	GROM	5' 4 1/4"	18 3/16"	5 1/16"	1 7/8"	2 3/8"	15/16"	7/8"
58R	GROM	5' 9 3/4"	19 13/16"	4 11/16"	2 1/8"	2 11/16"	1 1/16"	1 1/16"
510F	FISH	5' 11 11/16"	25 3/16"	4 1/2"	2 7/16"	2 7/8"	1 1/4"	1 3/8"
60DE	SHORT	6 1/4"	22"	4 1/2"	2"	3"	1 1/16"	1 3/8"
61A	SHORT	6' 1 5/8"	20 9/16"	5 11/16"	2 1/8"	3"	15/16"	1 1/4"
61DG	SHORT	6' 1/2"	20 3/4"	5 7/16"	2"	3"	1 1/8"	1 1/4"
62DT	SHORT	6' 2 3/8"	22 3/4"	4 1/2"	1 3/4"	3"	1 5/8"	1 1/2"
63DG	SHORT	6' 3 9/16"	20 9/16"	5 7/16"	2 1/8"	2 13/16"	1 1/16"	1 5/16"
64A	SHORT	6' 4 5/16"	21 5/16"	5 1/16"	2 1/4"	3 3/16"	1 7/16"	1 7/16"
65DE	SHORT	6' 6 5/8"	22"	4 7/8"	2"	3 3/16"	1 1/16"	1 1/4"
65F	FISH	6' 4 5/8"	23 5/8"	4 7/8"	2"	3 1/8"	1 3/16"	1 9/16"
66DG	SHORT	6' 6 1/8"	21"	4 13/16"	2 1/2"	2 7/8"	1 5/16"	1 3/16"
68DG	SHORT	6' 8 1/4"	21 1/8"	5 1/16"	2 3/4"	3 1/8"	1 1/8"	1 3/16"
69A	SHORT	6' 9 11/16"	22 3/16"	4 15/16"	2 3/4"	3 1/4"	1 1/8"	1 1/16"
611F	FISH	6' 10 1/4"	25 1/16"	5 3/16"	1 7/8"	3 1/2"	1 1/4"	1 3/8"
73DG	GUN	7' 4 1/4"	21 15/16"	5 1/2"	2 5/8"	3 3/8"	1 3/8"	1 3/16"
75HS	HYBRID	7' 4 7/8"	23 1/2"	5 1/8"	2 3/4"	3 1/8"	1 5/16"	1 7/16"
710DG	GUN	7' 10 1/4"	22 5/16"	5 11/16"	2 15/16"	3 7/16"	1 5/8"	1 9/16"
711CT	HYBRID	7' 11 5/16"	24 7/16"	6 3/16"	2 5/16"	3 11/16"	1 1/2"	1 3/4"
85HS	HYBRID	8' 5 3/8"	24 9/16"	6 1/8"	2 11/16"	3 11/16"	1 3/16"	1 3/8"
88DG	GUN	8' 10"	22 5/8"	7"	3 5/16"	3 3/15"	1 3/16"	1 3/16"
810MT	LONG BOARD	8' 11"	24 3/4"	5 1/16"	3 1/2"	3 3/4"	1 3/8"	1 1/2"
93P	LONG BOARD	9' 3 3/4"	25"	4 7/16"	3 5/16"	3 7/16"	1 5/16"	1 7/16"
95P	LONG BOARD	9' 5 1/16"	24 9/16"	5 1/16"	3 7/8"	3 3/16"	1 3/16"	1 5/16"
97G	GUN	9' 7 1/8"	22 1/2"	7 1/8"	3 5/16"	4 5/16"	1 1/14"	1 7/16"
99Y	LONG BOARD	9' 9 1/4"	25 5/16"	4 7/8"	3 1/2"	3 1/2"	1 5/16"	1 3/8"
102P	LONG BOARD	10' 2 3/4"	25 3/8"	4 7/8"	3 11/16"	3 9/16"	1 3/4"	1 1/4"
103CB	LONG BOARD	10' 2 1/2"	25 1/8"	5 1/4"	4 1/2"	3 7/8"	1 3/16"	1 3/4"
107G	GUN	10' 7 3/8"	23 1/12"	7 11/16"	3 3/4"	4 5/8"	1 3/8"	1 3/8"
9'6 SUP	SUP	9' 6"	32"	5 3/16"	4 1/8"	4 7/8"	2 1/16"	1 5/16"
10'0 SUP	SUP	10'	32"	5 1/2"	4 5/16"	4 15/16"	2 3/16"	1 5/16"
10'4 SUP	SUP	10' 4"	32"	4 9/16"	3 3/4"	4 7/8"	2 1/16"	1 3/4"
11'2 SUP	SUP	11' 3"	32"	5 1/4"	4 3/16"	4 15/16"	1 15/16"	1 3/4"
12'0 SUP	SUP	12' 2"	32"	6 1/8"	3 3/8"	5 3/16"	2 7/16"	2 1/2"
12'6 SUP	SUP	12' 7"	32"	6 5/16"	3 1/2"	5 1/2"	2 7/8"	2 9/16"